



2011-12 ULM MEN'S BASKETBALL

ULM MEDIA RELATIONS • JEREMY STEVENS • MEN'S BASKETBALL CONTACT
318-547-5134 • JSTEVENS@ULM.EDU • ULMWARHAWKS.COM

ULM SCHEDULE/RESULTS

Overall:	0-2	Sun Belt:	0-0
Home:	0-1	Home:	0-0
Away:	0-1	Away:	0-0
Neutral:	0-0	Neutral:	0-0

EXHIBITION

Date	Opponent	Time/Result
Nov. 1	LUBBOCK CHRISTIAN (EXH.)	W, 67-63
Nov. 7	PHILANDER SMITH (EXH.)	W, 82-69

REGULAR SEASON

Date	Opponent	Time/Result
Nov. 11	at Ole Miss	L, 38-60
Nov. 14	INDIANA STATE	L, 59-71
Nov. 16	at Tennessee	6 p.m.
Nov. 19	at Southeastern Louisiana	6 p.m.
Nov. 21	at Mississippi State	7 p.m.
Nov. 26	HARDING	2 p.m.
Nov. 28	at Nicholls State	6:30 p.m.

Dec. 3	LOUISIANA TECH	7:30 p.m.
Dec. 10	at Texas A&M	7 p.m.
Dec. 12	NICHOLLS STATE	7 p.m.
Dec. 15	NORTHWESTERN STATE	7 p.m.
Dec. 19	at UNLV	8 p.m.
Dec. 21	at Indiana State	7 p.m.
Dec. 28	WESTERN KENTUCKY*	7:30 p.m.
Dec. 31	ARKANSAS STATE*	4 p.m.

Jan. 5	at Florida Atlantic*	6 p.m.
Jan. 7	at FIU*	6:30 p.m.
Jan. 12	UALR*	7:30 p.m.
Jan. 14	NORTH TEXAS*	4 p.m.
Jan. 19	DENVER*	7:30 p.m.
Jan. 21	at Troy*	7:30 p.m.
Jan. 28	UL-LAFAYETTE*	4 p.m.

Feb. 2	at Arkansas State* (SBN)	8 p.m.
Feb. 4	at UALR*	7 p.m.
Feb. 11	SOUTH ALABAMA*	2 p.m.
Feb. 16	at North Texas*	7 p.m.
Feb. 18	at Denver*	5 p.m.
Feb. 23	MIDDLE TENNESSEE*	7:30 p.m.
Feb. 25	at UL-Lafayette*	7:15 p.m.

All time Central

BOLD CAPS denotes home games

*denotes Sun Belt Conference games

ULM NAME USAGE

We are ULM. Please note that there are only two correct versions of our institution's name, the preferred acronym ULM and the full name, the University of Louisiana at Monroe. Any other reference, including Louisiana-Monroe, UL-Monroe, La.-Monroe, LAM, or simply Monroe, is incorrect. Additionally, all women's athletic teams are known simply as Warhawks -- not Lady Warhawks or Lady Hawks.



ULM WARHAWKS (0-2, 0-0 SUN BELT) VS. TENNESSEE VOLUNTEERS (1-0, 0-0 SEC)

Date	Wednesday, Nov. 16, 2011
Tipoff	6 p.m. CT
Location	Thompson-Boling Arena (Knoxville, Tenn.)
Series History	First Meeting
Last Meeting	n/a
Coaches	UT's Cuonzo Martin (62-41) vs. ULM's Keith Richard (157-143)
Radio	105.3 FM, Nick White (pbp)
Live Stats	ulmwarhawks.com

WARHAWK QUICK HITS

- ULM will play its third game in six days Wednesday when it travels to Knoxville, Tenn. to take on SEC foe Tennessee at 6 p.m. CT inside Thompson-Boling Arena. Tennessee is the second straight ULM opponent that played in the NCAA Tournament last season (Indiana State).
- ULM and Tennessee will be meeting Wednesday for the first time ever. It is the second consecutive opponent that ULM has never met prior to this season.
- ULM is in its 61st season of basketball. The Warhawks have won 10 regular season conference championships, eight conference tournament championships and have made seven NCAA Tournament appearances.
- ULM returns three starters and eight letterwinners off a team that finished 7-24 overall, 2-14 in the Sun Belt last season. The Warhawks also welcome in five newcomers. ULM was picked to finish sixth in the West Division of the Sun Belt Conference.
- 6-2 senior guard Fred Brown was named to the Preseason All-Sun Belt Third Team by the conference coaches. Brown averaged 13.8 points and 2.6 assists per game last season.
- Brown led the Warhawks with 15 points, seven rebounds and five assists Monday against Indiana State. However, he was just 4-of-13 from the field. Monday marked just the second time in Brown's ULM career that he went without a turnover.
- Sophomore guard Charles Winborne scored a career-high 12 points and had a career-best four 3-pointers Monday. Winborne is shooting 46.2 percent (6-of-13) from the field through the first two games.
- The Warhawks are averaging 48.5 points through two games while giving up an average of 65.5 points.

ULM PROBABLE STARTERS

NO.	NAME	POS.	HT.	WT.	YR.	HOMETOWN	2011-12 STATS
41	Fabio Ribeiro	C	6-10	250	Sr.	Caetnopolis, Brazil	5.5 ppg, 5.0 rpg
35	Trey Lindsey	F	6-6	205	Fr.	Austin, Texas	3.0 ppg, 5.0 rpg
10	Trent Mackey	G	6-3	180	Fr.	Tampa, Fla.	6.5 ppg, 3.5 rpg
24	Hugh Mingo	G	6-3	175	Sr.	West Monroe, La.	4.0 ppg, 2.5 rpg, 1.0 bpg
55	Fred Brown	G	6-2	190	Sr.	West Palm Beach, Fla.	11.0 ppg, 4.0 rpg, 3.0 apg

ULM OFF THE BENCH

NO.	NAME	POS.	HT.	WT.	YR.	HOMETOWN	2010-11 STATS
3	Marcelis Hansberry	G	6-0	180	So.	Jackson, Miss.	2.5 ppg, 2.0 apg
4	R.J. McCray	G	6-2	180	So.	Grand Prairie, Texas	5.0 ppg, 3.5 rpg
5	Christian Bibi Ndongo	F	6-8	195	Sr.	Yaounde, Cameroon	2.0 ppg, 3.5 rpg, 1.0 bpg
11	Charles Winborne	G	6-1	185	So.	Shreveport, La.	9.0 ppg, 2.0 apg

TENNESSEE PROBABLE STARTERS

NO.	NAME	POS.	HT.	WT.	YR.	HOMETOWN	2011-12 STATS
20	Kenny Hall	F	6-9	222	Jr.	Stone Mountain, Ga.	5.0 ppg, 4.0 rpg
34	Jeronne Maymon	F	6-7	265	Jr.	Madison, Wisc.	15.0 ppg, 4.0 rpg
52	Jordan McRae	F	6-5	174	So.	Midway, Ga.	14 ppg, 3.0 apg
11	Trae Golden	G	6-1	209	So.	Powder Springs, Ga.	29.0 ppg, 9.0 apg, 6.0 rpg
23	Cameron Tatum	G	6-7	193	Sr.	Lithonia, Ga.	7.0 ppg, 4.0 apg



ULM QUICK FACTS

UNIVERSITY INFORMATION

Name	ULM (University of Louisiana at Monroe)
Location	Monroe, La. (Ouachita Parish)
Founded	1931
Enrollment	8,858
Nickname/Mascot	Warhawks/Ace
Colors	Maroon & Gold
Conference	Sun Belt
Affiliation	NCAA Division I
President	Dr. Nick Bruno
Director of Athletics	Bobby Staub

HOME COURT INFORMATION

Facility	Fant-Ewing Coliseum
Capacity	7,000
Opened	1971
Playing Surface	Maple
All-Time Record	381-142
Championship Tournaments Hosted	10
Press Row Phone	(318) 342-6920

PROGRAM INFORMATION

First Season	1951-52
Total Seasons	60
All-Time Record	893-750
All-Time Conference Record	383-317
Gulf States (18 seasons)	100-98
Atlantic Sun (4 seasons)	23-11
Southland (24 seasons)	231-149
Sun Belt (5 seasons)	29-59
Winning Seasons	38
Last	2006-07 (18-14)
20-Plus Win Seasons	10
Last	2001-02 (20-12)
Regular Season Conference Championships	10
.. (1962, 1965, 1980, 1986, 1990, 1991, 1993, 1994, 1996, 1997)	
Conference Tournament Titles	8
..... (1979, 1982, 1986, 1990, 1991, 1992, 1993, 1996)	
NCAA Tournament Appearances	7
Last	1996 (Wake Forest: L, 50-62)
NIT Appearances	2
Last	1988 (Arkansas State: L, 59-70)

2010-11 SEASON RECAP

Overall Record	7-24
Home	4-9
Away	2-13
Neutral	1-2
SBC Record	2-14 (6th West)
Home	0-8
Away	2-6
SBC Tournament Record	0-1
Starters R/L	3/2
Letterwinners R/L	8/4
Newcomers (HS/TR)	5 (4/1)
Returning Scoring62 percent
Returning Rebounding58 percent

BASKETBALL STAFF

Head Coach	Keith Richard
Alma Mater	ULM, 1982
Record at ULM	7-24 (1 season)
Career Record	157-141 (10 seasons)
Assistant Coach	Cord Wright (Limestone, 2002)
Assistant Coach	Brandon Roberts (ULM, 2009)
Athletic Trainer	Jeremy Teblum (Florida State, 2009)
Strength & Conditioning	Joe Girardi (Miami, Fla., 2009)
Video Coordinator	Matt Braunscheidel (St. Bonaventure, 2006)
Academic Counselor	Elizabeth Holbert (Ole Miss, 2008)

GAME BASICS

ULM will play for the third time in six days Wednesday when it travels to Knoxville, Tenn. to take on Tennessee at 6 p.m. CT inside Thompson-Boling Arena. The game can be heard on KLIP 105.3 FM in Monroe or online at ulmwarhawks.com with Nick White calling the action. Live stats are available by visiting ulmwarhawks.com.

UPDATING THE WARHAWKS

ULM (0-2) suffered its second straight defeat Monday, falling 71-59 to Indiana State inside Fant-Ewing Coliseum. The Warhawks hit seven of their nine 3-pointers in the second half and trailed by just one (52-51) with 10:09 to play in the game before Indiana State put the game away -- The Sycamores closed the game on a 13-5 run.

Senior guard Fred Brown had team highs in points (15), rebounds (7) and assists (5), but was just 4-of-13 from the field. Sophomore guard Charles Winborne went 4-of-5 from 3-point range to score a career-best 12 points in his second game in a ULM uniform. Senior forward Christian Bibi Ndongo supplied a career-best two blocked shots.

The Warhawks did show improvement on the offensive end from Friday's opener at Ole Miss as they shot 36.8 percent from the field and connected on 9-of-19 from 3-point range. ULM also made 8-of-10 from the free-throw line.

Brown has led the Warhawks in scoring in both games this season and is averaging 11.0 points and 3.0 assists. He has led the Warhawks in scoring on 36 occasions in his career.

Winborne had career highs in points (12), field goals (4), 3-pointers (4) and minutes (26) Monday against Indiana State. Winborne is averaging 9.0 points and shooting 46.2 percent (6-of-13) from the field through two games.

Freshmen Trent Mackey and Trey Lindsey each made their first career starts Monday against Indiana State. Mackey scored eight points, including a pair of 3-pointers in the start. Mackey ranks third on the team, averaging 6.5 points in the first two games. Lindsey hit a 3-pointer and pulled down a career-best six rebounds in just 18 minutes of action.

Senior guard Hugh Mingo has struggled through two games, averaging 4.0 points and 2.5 rebounds on 4-of-18 shooting. Mingo was 3-of-13 from the field with three turnovers Monday against Indiana State.

Seven ULM players are averaging at least 20 minutes a game through the first two games in 2011-12. Brown (27.5) leads the way in minutes played per game.

PREVIEWING THE VOLUNTEERS

Tennessee (1-0) is coming off a 92-63 dismantling of UNC-Greensboro in its season opener Friday. The Volunteers hit 15 3-pointers and shot 64.6 percent from the field, and led by as many as 31 points in the game. Tennessee returns six letterwinners and one starter off last season's 19-5 squad that reached the NCAA Tournament.

Four players scored in double figures for the Volunteers, highlighted by a 29-point, nine-assist and six-rebound effort from sophomore Trae Golden. Golden earned SEC Player of the Week honors Monday for his efforts. Jeronne Maymon added 15 points, Jordan McRae chipped in 14 points and Renaldo Woolridge came off the bench to contribute 11 points and a team-high eight rebounds for Tennessee.

Cuonzo Martin is in his first season as the head coach for Tennessee and his fourth overall season as a head coach. Martin has compiled a record of 62-41, mostly as the head man for Missouri State. He helped Missouri State to a 26-9 record and the Missouri Valley regular season title last season.

SERIES HISTORY

ULM and Tennessee have never met on the hardwood. Wednesday will mark the second of three meetings against SEC foes this season for the Warhawks. ULM opened the season with a 60-38 loss at Ole Miss on Friday (Nov. 11).

ULM head coach Keith Richard has also never faced Tennessee.

UP NEXT

ULM travels to Hammond, La. to take on Southeastern Louisiana Saturday at 6 p.m.

STATS COMPARISON

CATEGORY

Overall Record	0-2	1-0
Conference Record	0-0	0-0
Points Per Game	48.5	92.0
Opp. Points Per Game	65.5	63.0
Rebounds Per Game	33.5	31.0
Rebounding Margin	-8.5	-3.0
Field Goal Pct.	.330	.646
Opp. Field Goal Pct.	.393	.415
3-Point Pct.	.353	.625
Opp. 3-Point Pct.	.283	.300
Free Throw Pct.	.536	.682
Assists Per Game	10.5	21.0
Turnovers Per Game	14.5	13.0
Turnover Margin	-4.5	3.0
Blocked Shots Per Game	2.5	6.0
Steals Per Game	2.5	7.0



CAREER TOTALS FOR CURRENT WARHAWKS

POINTS

Fred Brown.....	801
Hugh Mingo	303
Steven McClellan.....	144
Fabio Ribeiro	113
Marcelis Hansberry.....	106
R.J. McCray.....	79
Christian Bibi Ndongo	42
Charles Winborne.....	21
Trent Mackey.....	13
Trey Lindsey	6
Ife Eke	0
D'Andre Martin.....	0
Reginald Smith	0

REBOUNDS

Fred Brown.....	159
Hugh Mingo	152
Steven McClellan.....	113
Fabio Ribeiro	92
Christian Bibi Ndongo	45
Marcelis Hansberry.....	36
R.J. McCray.....	27
Trey Lindsey	10
Trent Mackey.....	7
Ife Eke	3
Charles Winborne.....	3
D'Andre Martin.....	0
Reginald Smith	0

ASSISTS

Fred Brown.....	146
Marcelis Hansberry.....	49
Hugh Mingo	40
Steven McClellan.....	14
R.J. McCray.....	14
Fabio Ribeiro	9
Christian Bibi Ndongo	6
Charles Winborne.....	4
Trent Mackey.....	2
Trey Lindsey	2
Ife Eke	0
D'Andre Martin.....	0
Reginald Smith	0

STEALS

Fred Brown.....	76
Hugh Mingo	45
Marcelis Hansberry.....	12
Steven McClellan.....	10
Fabio Ribeiro	7
R.J. McCray.....	6
Christian Bibi Ndongo	5
Charles Winborne.....	1
Trey Lindsey	1
Ife Eke	0
Trent Mackey.....	0
D'Andre Martin.....	0
Reginald Smith	0

BLOCKS (Top Five Only)

Christian Bibi Ndongo	10
Steven McClellan.....	9
Fred Brown.....	8
Fabio Ribeiro	7
Hugh Mingo	6

SEASON TICKET INFORMATION

The ULM Athletic Department ticket office now offers a basketball flex pack for just \$75 which includes 10 general admission tickets that are good for any home game.

Lower level reserved season tickets are available for \$150. The ULM frequent flyer pass is also still available for \$99. The frequent flyer pass is good for general admission seating to all home Warhawk football, men's and women's basketball and baseball games during the 2011-12 school year.

ULM faculty and staff can purchase lower level reserved tickets for a reduced price of \$120 or a frequent flyer pass for \$90.

EXHIBITION RECAP

ULM went 2-0 in exhibition games with victories over NAIA schools Lubbock Christian (67-63) and Philander Smith (82-69) this past week. The Warhawks averaged 74.5 points per game and shot 44.9 percent from the field in the two games. ULM also owned a plus-11 rebounding advantage.

Senior guards Fred Brown and Hugh Mingo led the Warhawks offensively in both games. Brown averaged 21.0 points and Mingo chipped in 18.0 points per game. Senior center Fabio Ribeiro came close to averaging a double-double with 10.5 points and 9.5 rebounds per game.

Against Lubbock Christian, Brown scored a game-high 21 points and Hugh Mingo added 18 to lead ULM to a 67-63 win over Lubbock Christian (Nov. 1) inside Fant-Ewing Coliseum. ULM converted 50 percent of its field goals in the second half (15-of-30) and made 10 of its 14 free throws to spark the victory after the teams were tied 26-all at halftime.

Ribeiro connected on 4-of-6 field goals to finish with 12 points and seven rebounds, while Charles Winborne added five points and two rebounds in his first ULM action after sitting out last season due to NCAA transfer rules. Brown and Mingo were co-leaders in rebounds with eight boards a piece.

Brown once again had 21 points, this time on an efficient 7-of-9 shooting from the field, as ULM took down Philander Smith 82-69 (Nov. 7) in Fant-Ewing Coliseum. ULM had an overwhelming 42-20 advantage on the boards and outscored Philander Smith 42-14 in the paint.

Mingo tallied 18 points, six rebounds and three assists while Winborne added 10 points. ULM struggled to take care of the ball with 27 turnovers. The Warhawks still managed a 26-17 edge in points off turnovers.

TOUGH START

The Warhawks tip off the season with five games in the first 11 days against some pretty stiff competition. ULM opens the season on the road at Ole Miss before heading home to face 2011 NCAA Tournament participant Indiana State in its home opener Nov. 14. The Warhawks then travel to Tennessee (Nov. 16), Southeastern Louisiana (Nov. 19) and Mississippi State (Nov. 21).

WARHAWK INK TWO IN EARLY SIGNING PERIOD

ULM men's basketball head coach Keith Richard announced

Thursday the signing of high school seniors Kyle Koszuta and Taylor Birchett to national letters of intent. Koszuta and Birchett are the first two players to sign with the Warhawks for the 2012-13 season.

"We are excited about Kyle and Taylor joining our team next season," Richard said. "They're great kids that come from great families and will help us move this program forward."

Koszuta, a 6-1 point guard, attends Niceville High School in Niceville, Fla. Koszuta averaged 16.1 points and 1.5 assists as a junior, helping the Eagles to a 15-9 record. He scored a season-best 31 points on 12-of-23 shooting against Bainbridge (Ga.) last season.

Birchett, a 6-4 shooting guard, attends Roswell High School in Roswell, Ga. He led his team in scoring with 16.5 points as a junior and helped Roswell to its first Georgia 'Sweet 16' appearance in 14 years. He shot 43.2 percent from the field (118-of-273) and 40.3 percent from 3-point range (54-of-134) as a junior and was named to the 6-5A all-region team and the All-North Fulton Prep Rally first team.

EKE, MCCLELLAN TO REDSHIRT IN 2011-12

ULM men's basketball head coach Keith Richard announced Tuesday that sophomores Ife Eke and Steven McClellan will redshirt during the 2011-12 season and each will have three years of eligibility remaining starting next season. The Warhawks will play the season with eight scholarship players.

Eke suffered a season-ending injury by tearing his anterior cruciate ligament (ACL) in practice last week and is expected to have surgery in the near future. McClellan will also sit out the season as a redshirt due to personal reasons.

FAMILIAR FOES

ULM will renew in-state rivalries against former Southland Conference foes Northwestern State, Southeastern Louisiana and Nicholls State in 2011-12. The Warhawks will also face Louisiana Tech for the fourth consecutive season.

ULM has faced Northwestern State more than any other team as the two will meet for the 118th time this season. The Warhawks and Demons have not faced each other since 2005-06, the last season ULM competed in the Southland. Similarly, the Warhawks will meet Southeastern Louisiana for the 91st time and Nicholls State for the 71st time in school history.

BROWN TABBED PRESEASON ALL-SUN BELT

Senior guard **Fred Brown** has picked up plenty of preseason accolades as he was named to virtually everyone's preseason All-Sun Belt team. Brown was chosen to All-Sun Belt Third Team by the conference coaches and College Sports Madness. Brown was also picked as one of the top five players in the Sun Belt by Jon Teitel of collegehoops.net.

BROWN, MINGO NAMED TEAM CAPTAINS

Head Coach Keith Richard named seniors Fred Brown and Hugh Mingo team captains for the 2011-12 season. Brown and Mingo are the two leading returning scorers from last season. They combined to make 58 starts and averaged over 32 minutes per game a year ago.



SUN BELT STANDINGS

WEST DIVISION	Sun Belt			Overall		
	W	L	Pct.	W	L	Pct.
Middle Tennessee	0	0	.000	1	0	1.000
FIU	0	0	.000	1	0	1.000
Florida Atlantic	0	0	.000	1	2	.333
South Alabama	0	0	.000	0	1	.000
Troy	0	0	.000	0	1	.000
Western Kentucky	0	0	.000	0	1	.000

WEST DIVISION	Sun Belt			Overall		
	W	L	Pct.	W	L	Pct.
Denver	0	0	.000	1	0	1.000
North Texas	0	0	.000	1	0	1.000
UALR	0	0	.000	1	1	.500
UL-Lafayette	0	0	.000	1	2	.333
Arkansas State	0	0	.000	0	1	.000
ULM	0	0	.000	0	2	.000



MID-MAJOR TOP 25 (Nov. 14, 2011)

No.	School	Record	Pts.	Prev.
1.	Gonzaga (26)	1-0	747	1
2.	Creighton (1)	2-0	713	3
3.	Belmont	0-1	660	4
4.	Cleveland State (1)	1-0	619	22
5.	Wichita State	1-0	616	5
6.	Iona	0-0	569	6
7.	George Mason (1)	1-0	552	7
8.	Harvard	1-0	528	8
9.	Butler	0-1	490	2
10.	Drexel	0-0	478	10
11.	St. Mary's	1-0	419	11
12.	Akron (1)	2-0	412	14
13.	VCU	1-0	402	13
14.	Kent State	0-0	386	12
15.	BYU	0-1	324	9
16.	Detroit	1-0	297	15
17.	Fairfield	1-0	257	17
18.	Long Beach State	1-0	254	18
19.	Weber State	1-0	195	19
20.	Indiana State	1-0	174	20
21.	Old Dominion	0-1	120	16
22.	Evansville	1-0	106	NR
23.	UC Santa Barbara	1-0	91	23
24.	Oakland	0-0	78	24
25.	Northern Iowa	1-0	68	NR

OTHERS RECEIVING VOTES: Santa Clara 51, Middle Tennessee State 45, Loyola Marymount 40, Davidson 39, UTSA 38, Bucknell 37, Missouri State 33, Murray State 27, College of Charleston 25, North Dakota State 24, Oral Roberts 17, Florida Atlantic 15, San Francisco 13, Western Michigan 11, Morgan State 10, UNC-Asheville 10, Ball State 8, Coastal Carolina 8, Montana 8, Portland 8, Siena 8, Miami 6, Robert Morris 6, Utah Valley State 5, Green Bay 4, Princeton 4, Stony Brook 4, Long Island 3, South Alabama 3, Cal Poly 2, South Dakota State 2, Eastern Michigan 1, Milwaukee 1, North Dakota 1, North Texas 1, Valparaiso 1, Wagner 1

WARHAWKS PICKED SIXTH IN SUN BELT WEST DIVISION

ULM was picked to finish sixth in the West Division of the Sun Belt by its conference coaches. Arkansas State received 64 points and was picked to win the West, followed by UL-Lafayette (60), North Texas (50), Denver (40), UALR (26) and ULM (12).

Florida Atlantic got all but one first-place vote to earn the top spot in the East Division. The Owls were followed by Middle Tennessee (59), Western Kentucky (41), South Alabama (33), FIU (31) and Troy (17).

FANT-EWING COURT GETS NEW LOOK

The court inside Fant-Ewing Coliseum will have a new look to it when the ULM men's and women's basketball teams begin play in November.

The court has been redesigned and repainted with a fresh look, which includes the primary ULM logo at center court and "Warhawks" on each baseline. It is the first major renovation to the court since the fall of 2006.

The redesign also accommodates the new women's 3-point line, which moves back a foot to 20 feet, 9 inches (the same as the men) and the addition of the charge circle underneath each basket.

Fant-Ewing Coliseum has received several upgrades since 2009, including a new scoreboard and new scorer's tables.

ULM ADDS FIVE PLAYERS FOR 2011-12

The Warhawks welcome in four new players for the 2011-12 season plus the addition of sophomore transfer Charles Winborne, who practiced with the team but sat out last season. Winborne joins four freshmen -- Trey Lindsey, Trent Mackey, D'Andre Martin and Reginald Smith -- as newcomers.

A 6-1 guard, Winborne saw limited action during his freshman season at Loyola-Chicago before transferring to ULM. He is expected to be a key player for the Warhawks this season.

A 6-6 forward, Lindsey joins the Warhawks after a solid

prep career at Bowie High School in Austin, Texas. Lindsey averaged 14 points, five rebounds and four assists during his senior season.

A 6-3 guard, Mackey finished his prep career as one of the top players in his school's history. Mackey averaged 20.9 points, 3.9 rebounds, 2.8 assists and 1.9 steals per game as a senior for Newsome High School in Tampa, Fla. He finished second in career scoring at Newsome and he holds the school record for most 3-pointers made in a season and career.

A 6-2 guard, Martin -- the nephew of former ULM great Terry Martin -- earned District 2-3A MVP as a senior for local Richwood High School. He averaged 22 points, 12 rebounds, four assists and three steals as a senior while also earning Louisiana Sports Writers Association First-Team All-State honors.

A 6-0 guard, Smith earned second-team Louisiana 3A All-State honors during his senior season for Caldwell High School. He averaged 22.3 points, eight assists and three assists during his senior season.

MISC. STATS

Largest halftime lead	n/a
Largest halftime deficit	22, at Ole Miss (11/11/11)
Largest halftime lead surrendered to lose	n/a
Largest halftime deficit overcome to win	n/a
Largest lead at any time	3, at Ole Miss (11/11/11)
Largest deficit at any time	26, at Ole Miss (11/11/11)
Largest lead surrendered to lose	3, at Ole Miss (11/11/11)
Largest deficit overcome to win	n/a
Largest margin of victory	n/a
Largest margin of defeat	22, at Ole Miss (11/11/11)
Most points scored in a half	33, vs. Indiana State (11/14/11)
Fewest points scored in a half	11, at Ole Miss (11/11/11)
Most points allowed in a half	37, vs. Indiana State (11/14/11)
Fewest points allowed in a half	27, at Ole Miss (11/11/11)



2011-12 ROSTER

NUMERICAL ROSTER

##	Name	Pos.	Cl.	Ht.	Wt.	Hometown (Previous School)
3	Marcelis Hansberry	G	So.	6-0	180	Jackson, Miss. (Provine HS)
4	R.J. McCray	G	So.	6-2	180	Grand Prairie, Texas (Grace Prep Academy)
5	Christian Bibi Ndongo	F	Sr.	6-8	195	Yaounde, Cameroon (John Wood CC)
10	Trent Mackey	G	Fr.	6-3	180	Tampa, Fla. (Newsome HS)
11	Charles Winborne	G	So.	6-1	185	Shreveport, La. (Loyola-Chicago)
14	Ife Eke*	F	So.	6-7	210	Lagos, Nigeria (Northwest Rankin HS)
15	Steven McClellan*	C	So.	6-7	250	Fresno, Calif. (Edison HS)
23	Reginald Smith	G	Fr.	6-0	160	Columbia, La. (Caldwell HS)
24	Hugh Mingo	G	Sr.	6-3	175	West Monroe, La. (South Plains CC)
33	D'Andre Martin	G	Fr.	6-2	195	Monroe, La. (Richwood HS)
35	Trey Lindsey	F	Fr.	6-6	205	Austin, Texas (Bowie HS)
41	Fabio Ribeiro	C	Sr.	6-10	250	Caetopolis, Brazil (New Mexico JC)
55	Fred Brown	G	Sr.	6-2	190	West Palm Beach, Fla. (Kansas State)

*Will redshirt during the 2011-12 season

ALPHABETICAL ROSTER

##	Name	Pos.	Cl.	Ht.	Wt.	Hometown (Previous School)
5	Christian Bibi Ndongo	F	Sr.	6-8	195	Yaounde, Cameroon (John Wood CC)
55	Fred Brown	G	Sr.	6-2	190	West Palm Beach, Fla. (Kansas State)
14	Ife Eke*	F	So.	6-7	210	Lagos, Nigeria (Northwest Rankin HS)
3	Marcelis Hansberry	G	So.	6-0	180	Jackson, Miss. (Provine HS)
35	Trey Lindsey	F	Fr.	6-6	205	Austin, Texas (Bowie HS)
10	Trent Mackey	G	Fr.	6-3	180	Tampa, Fla. (Newsome HS)
33	D'Andre Martin	G	Fr.	6-2	195	Monroe, La. (Richwood HS)
15	Steven McClellan*	C	So.	6-7	250	Fresno, Calif. (Edison HS)
4	R.J. McCray	G	So.	6-2	180	Grand Prairie, Texas (Grace Prep Academy)
24	Hugh Mingo	G	Sr.	6-3	175	West Monroe, La. (South Plains CC)
41	Fabio Ribeiro	C	Sr.	6-10	250	Caetopolis, Brazil (New Mexico JC)
23	Reginald Smith	G	Fr.	6-0	160	Columbia, La. (Caldwell HS)
11	Charles Winborne	G	So.	6-1	185	Shreveport, La. (Loyola-Chicago)

*Will redshirt during the 2011-12 season

COACHING STAFF

Head Coach: Keith Richard, second season at ULM

Assistant Coach: Cord Wright, second season at ULM

Assistant Coach: Brandon Roberts, second season at ULM

PRONUNCIATION

Keith RICHARD	Re-CHARD
Christian BIBI NDONGO	be-be-DONGO
IFE EKE	if-E E-kay
Fabio RIBEIRO	rib-ARROW
D'ANDRE Martin	DEE-on-dre

BY CLASS

Seniors	Fred Brown
.....	Hugh Mingo
.....	Fabio Ribeiro
.....	Christain Bibi Ndongo
Sophomores	Marcelis Hansberry
.....	R.J. McCray
.....	Charles Winborne
.....	Ife Eke
.....	Steven McClellan
Freshman	Trent Mackey
.....	Reginald Smith
.....	D'Andre Martin
.....	Trey Lindsey

BY POSITION

Guard	Marcelis Hansberry
.....	R.J. McCray
.....	Trent Mackey
.....	Charles Winborne
.....	Reginald Smith
.....	Hugh Mingo
.....	D'Andre Martin
.....	Fred Brown
Forward	Christian Bibi Ndongo
.....	Ife Eke
.....	Trey Lindsey
Center	Steven McClellan
.....	Fabio Ribeiro

BY HEIGHT

6-0	Reginald Smith
.....	Marcelis Hansberry
6-1	Charles Winborne
6-2	Fred Brown
.....	R.J. McCray
.....	D'Andre Martin
6-3	Hugh Mingo
.....	Trent Mackey
6-6	Trey Lindsey
6-7	Steven McClellan
.....	Ife Eke
6-8	Christian Bibi Ndongo
6-10	Fabio Ribeiro

BY STATE

Louisiana	Charles Winborne
.....	Reginald Smith
.....	Hugh Mingo
.....	D'Andre Martin
Texas	R.J. McCray
.....	Trey Lindsey
Mississippi	Marcelis Hansberry
.....	Ife Eke
Florida	Fred Brown
.....	Trent Mackey
California	Steven McClellan
Brazil	Fabio Ribeiro
Cameroon	Christian Bibi Ndongo



HEAD COACH KEITH RICHARD

Keith Richard returned to his alma mater to become ULM's seventh men's basketball head coach on April 22, 2010. Now in his second season, Richard seeks to restore the rich tradition of the ULM men's basketball program — something he knows very well.

Richard became the second ULM men's basketball coach — joining Mike Vining — to have also been a student-athlete and an assistant coach for the program. He was with the Warhawks in both capacities for six of the program's seven NCAA Tournament appearances in the 80s and 90s.

The Warhawks finished 7-24 in Richard's first season that was plagued by scholarship limits and youth. Despite the record, the Warhawks were competitive, losing seven games by six points or less. The season highlight came in an 82-75 victory at North Texas in the final week of the regular season. The Warhawks also took down Big Sky Tournament champion Northern Colorado 78-75 in Fant-Ewing Coliseum on Dec. 22.

As a student-athlete, Richard bridged the transition from Lenny Fant to Benny Hollis to Vining. He played on Fant's final team, played two seasons for Hollis and then completed his playing career on Vining's first team. ULM won three Trans-America Athletic Conference championships during his four years and advanced to the NCAA Tournament in 1982, the school's first-ever appearance, and the NIT in 1979. He twice led the team in assists and was team captain in 1980-81 and 1981-82.

Following his playing career, Richard spent two seasons as a graduate assistant at ULM (1984-86), assisting as his alma mater won the Southland Conference regular season and tournament titles in 1985, earning a trip to the NCAA Tournament.

Richard moved on to Marshall University for three years from 1986-89, helping the Thundering Herd win two Southern Conference crowns and a Southern Conference tournament title. Marshall participated in the 1987 NCAA Tournament and the 1988 NIT while Richard was on staff.

He returned to ULM for the 1989-90 season, spending five seasons as an assistant coach. In those five years, ULM won four Southland Conference regular season championships, four Southland Conference tournaments and made four appearances in the NCAA Tournament (1990, 1991, 1993, 1994). He departed in 1994 to join the staff at Louisiana Tech.

In his first season at Louisiana Tech, Richard helped the Bulldogs to the second biggest turnaround in the nation as they won 14 games after winning just two in the season prior to his arrival.

The following year Richard was promoted from assistant coach to associate head coach, spending three seasons in that capacity. He helped the Bulldogs reach the championship game of the Sun Belt Tournament in 1997, the school's first appearance in five seasons.

Richard became the head coach at Louisiana Tech prior to the 1998-99 season, guiding the Bulldogs for nine seasons. In his time at the helm of Louisiana Tech, Richard compiled a record of 150-117, the third-most wins in school history. In nine seasons, Richard had 11 players named all-conference, including three-time NCAA rebounding champion Paul Millsap, who went on to be drafted by the Utah Jazz. This season, Millsap will begin his fifth year with the Jazz.

During Richard's tenure at Louisiana Tech, the Bulldogs went on the road and won money games against the likes of Auburn, Baylor, Memphis (coached by John Calipari) and Texas Tech (coached by Bob Knight).

In his first season as head coach, Louisiana Tech won the Sun Belt regular season championship. Richard was named Sun Belt Conference Coach of the Year and two players, Lonnie Cooper and Craig Jackson, earned all-conference accolades.

The next year, Richard guided Louisiana Tech to a 21-win season, the school's first of three 20-plus win seasons under Richard. Gerrod Henderson and Jackson earned All-Sun Belt honors that year, with Henderson named the Sun Belt's Most Valuable Player.

In 2001-02, Louisiana Tech moved from the Sun Belt into the Western Athletic Conference, where Richard immediately turned the Bulldogs into a contender for the conference crown, posting a 22-10 overall record, 14-4 in conference play. Led by Henderson, who earned All-WAC honors, Richard's Bulldogs earned a berth in the NIT, where they defeated Louisiana-Lafayette and Vanderbilt before falling to Villanova.

Richard took the Bulldogs to the postseason again during the 2005-06 season as Louisiana Tech won 20 games and earned a trip to the NIT. That year, Millsap was named as an All-WAC performer for the third consecutive season while also leading the nation in rebounding for the third-straight season.

In nine years as the head coach at Louisiana Tech, Richard's teams posted a conference record of 90-60, going 32-14 in three seasons in Sun Belt and 58-46 in six years in the WAC. At ULM, Richard returns to the Sun Belt where he currently stands as the league's 10th winningest coach in conference games, with a .696 winning percentage.

Prior to returning to guide his alma mater, Richard spent the past two seasons as an assistant coach at LSU, where he helped the Tigers win the 2008-09 SEC regular season championship and reach the second round of the NCAA Tournament before losing to eventual national champion North Carolina.



THE RICHARD FILE

7-26 Record at ULM (one season)
157-143 Career Record (10 seasons)

COACHING HONORS

1999 Sun Belt Coach of the Year

Has been part of the coaching staff for seven NCAA Tournament and three NIT teams

COACHING CAREER

Season	School	Position	Record/Postseason
1984-85	ULM	Graduate Assistant	17-12
1985-86	ULM	Graduate Assistant	20-10/NCAA
1986-87	Marshall	Assistant Coach	25-6/NCAA
1987-88	Marshall	Assistant Coach	24-8/NIT
1988-89	Marshall	Assistant Coach	15-15
1989-90	ULM	Assistant Coach	22-8/NCAA
1990-91	ULM	Assistant Coach	25-8/NCAA
1991-92	ULM	Assistant Coach	19-10/NCAA
1992-93	ULM	Assistant Coach	26-5/NCAA
1993-94	ULM	Assistant Coach	19-9
1994-95	Louisiana Tech	Assistant Coach	14-13
1995-96	Louisiana Tech	Associate Head Coach	11-17
1996-97	Louisiana Tech	Associate Head Coach	15-14
1997-98	Louisiana Tech	Associate Head Coach	12-15
1998-99	Louisiana Tech	Head Coach	19-9
1999-00	Louisiana Tech	Head Coach	21-8
2000-01	Louisiana Tech	Head Coach	17-12
2001-02	Louisiana Tech	Head Coach	22-10/NIT
2002-03	Louisiana Tech	Head Coach	12-15
2003-04	Louisiana Tech	Head Coach	15-15
2004-05	Louisiana Tech	Head Coach	14-15
2005-06	Louisiana Tech	Head Coach	20-13/NIT
2006-07	Louisiana Tech	Head Coach	10-20
2008-09	LSU	Assistant Coach	27-8/NCAA
2009-10	LSU	Assistant Coach	11-20
2010-11	ULM	Head Coach	7-24
2011-12	ULM	Head Coach	0-2

PLAYING CAREER

Played for ULM from 1978-82; Coached by Lenny Fant, Benny Hollis & Mike Vining

1979 Atlantic Sun Tournament Champions, NIT

1980 Atlantic Sun Regular Season Champions

1982 Atlantic Sun Tournament Champions, NCAA

Two-time team captain ('81 & '82)

Led team in assists twice



2011-12 ULM Men's Basketball
ULM Combined Team Statistics (as of Nov 14, 2011)
All games

RECORD:	OVERALL	HOME	AWAY	NEUTRAL
ALL GAMES	0-2	0-1	0-1	0-0
CONFERENCE	0-0	0-0	0-0	0-0
NON-CONFERENCE	0-2	0-1	0-1	0-0

#	Player	gp-gs	min	avg	Total		3-Point		F-Throw		Rebounds				pf	dq	a	to	blk	stl	pts	avg
					fg-fga	fg%	3fg-fga	3fg%	ft-fa	ft%	off	def	tot	avg								
55	Brown, Fred	2-2	55	27.5	6-25	.240	3-7	.429	7-11	.636	1	7	8	4.0	4	0	6	1	0	1	22	11.0
11	Winborne, Charles	2-1	49	24.5	6-13	.462	5-8	.625	1-2	.500	0	2	2	1.0	4	0	4	2	1	0	18	9.0
10	Mackey, Trent	2-1	48	24.0	4-11	.364	3-8	.375	2-2	1.000	2	5	7	3.5	1	0	2	4	0	0	13	6.5
41	Ribeiro, Fabio	2-2	50	25.0	5-17	.294	0-0	.000	1-2	.500	2	8	10	5.0	6	0	2	8	0	0	11	5.5
04	McCray, R.J.	2-0	35	17.5	5-7	.714	0-0	.000	0-2	.000	2	5	7	3.5	1	0	0	2	0	0	10	5.0
24	Mingo, Hugh	2-2	46	23.0	4-18	.222	0-5	.000	0-0	.000	0	5	5	2.5	6	0	0	6	2	1	8	4.0
35	Lindsey, Trey	2-1	48	24.0	2-5	.400	1-4	.250	1-2	.500	1	9	10	5.0	8	1	2	1	0	1	6	3.0
03	Hansberry, Marcellis	2-0	25	12.5	2-6	.333	0-2	.000	1-1	1.000	0	1	1	0.5	1	0	4	3	0	1	5	2.5
05	Bibi Ndongo, C.	2-1	44	22.0	1-4	.250	0-0	.000	2-6	.333	1	6	7	3.5	2	0	1	1	2	1	4	2.0
Team											5	5	10					1				
Total.....		2	400		35-106	.330	12-34	.353	15-28	.536	14	53	67	33.5	33	1	21	29	5	5	97	48.5
Opponents.....		2	400		46-117	.393	13-46	.283	26-38	.684	22	62	84	42.0	27	-	22	20	16	14	131	65.5

TEAM STATISTICS			ULM	OPP	Date	Opponent	Score	Att.
SCORING			97	131	11/11/11	at Ole Miss	L 38-60	5729
Points per game			48.5	65.5	11/14/11	INDIANA STATE	L 59-71	1236
Scoring margin			-17.0	-	* - Conference game			
FIELD GOALS-ATT			35-106	46-117				
Field goal pct			.330	.393				
3 POINT FG-ATT			12-34	13-46				
3-point FG pct			.353	.283				
3-pt FG made per game			6.0	6.5				
FREE THROWS-ATT			15-28	26-38				
Free throw pct			.536	.684				
F-Throws made per game			7.5	13.0				
REBOUNDS			67	84				
Rebounds per game			33.5	42.0				
Rebounding margin			-8.5	-				
ASSISTS			21	22				
Assists per game			10.5	11.0				
TURNOVERS			29	20				
Turnovers per game			14.5	10.0				
Turnover margin			-4.5	-				
Assist/turnover ratio			0.7	1.1				
STEALS			5	14				
Steals per game			2.5	7.0				
BLOCKS			5	16				
Blocks per game			2.5	8.0				
ATTENDANCE			1236	5729				
Home games-Avg/Game			1-1236	1-5729				
Neutral site-Avg/Game			-	0-0				

Score by Periods	1st	2nd	Totals
ULM	37	60	97
Opponents	67	64	131



INSIDE THE NUMBERS

ULM BASKETBALL STATISTICAL BREAKDOWN

TEAM	GAMES	FG-FGA	PCT.	3F-3PA	PCT.	FT-FTA	PCT.	O-D	TOT	AVG.	FOUL	DQ	AST	AVG	TO	BLK	STL	PTS	AVG
OVERALL (0-2)	2	35-106	.330	12-34	.353	15-28	.536	14-53	67	33.5	33	1	21	10.5	29	5	5	97	48.5
HOME (0-1)	1	21-57	.368	9-19	.474	8-10	.800	8-25	33	33.0	13	0	10	10.0	11	3	1	59	59.0
AWAY (0-1)	1	14-49	.286	3-15	.200	7-18	.389	6-28	34	34.0	20	1	11	11.0	18	2	4	38	38.0
NEUTRAL																			
NON-CONF (0-2)	2	35-106	.330	12-34	.353	15-28	.536	14-53	67	33.5	33	1	21	10.5	29	5	5	97	48.5
CONFERENCE																			

INSIDE THE NUMBERS

RECORD BY VENUE	2011-12 Overall	2011-12 Sun Belt	2010-11 Overall	2010-11 Sun Belt
Overall	0-2		7-24	2-14
Home (Fant-Ewing Coliseum)	0-1		4-9	0-8
Away	0-1		2-13	2-6
Neutral			1-2	0-0

RECORD BY HALFTIME	2011-12 Overall	2011-12 Sun Belt	2010-11 Overall	2010-11 Sun Belt
When ULM leads at halftime			5-3	0-2
When ULM trails at halftime	0-2		1-21	1-12
When ULM is tied at halftime			1-0	1-0

RECORD BY SCORING OFFENSE	2011-12 Overall	2011-12 Sun Belt	2010-11 Overall	2010-11 Sun Belt
When ULM scores 100+ points			0-0	0-0
When ULM scores 90-99 points			0-0	0-0
When ULM scores 80-89 points			2-0	1-0
When ULM scores 70-79 points			2-2	0-2
When ULM scores 60-69 points			2-8	1-5
When ULM scores 50-59 points	0-1		1-9	0-5
When ULM scores 40-49 points			0-3	0-1
When ULM scores 30-39 points	0-1		0-2	0-1

RECORD BY SCORING DEFENSE	2011-12 Overall	2011-12 Sun Belt	2010-11 Overall	2010-11 Sun Belt
When opponent scores 100+ points			0-0	0-0
When opponent scores 90-99 points			0-0	0-0
When opponent scores 80-89 points			0-5	0-4
When opponent scores 70-79 points	0-1		2-5	1-3
When opponent scores 60-69 points	0-1		2-13	1-7
When opponent scores 50-59 points			2-1	0-0
When opponent scores 40-49 points			1-0	0-0

OVERTIME RECORD	2011-12 Overall	2011-12 Sun Belt	2010-11 Overall	2010-11 Sun Belt
Overtime			0-0	0-0
Double Overtime			0-0	0-0
Triple Overtime			0-0	0-0

RECORD BY MONTH	2011-12 Overall	2011-12 Sun Belt	2010-11 Overall	2010-11 Sun Belt
November	0-2		2-5	0-0
December			2-5	0-1
January			2-7	1-7
February			1-6	1-6
March			0-1	0-0

INSIDE THE NUMBERS

FIELD GOAL PERCENTAGE	2011-12	2010-11
When ULM leads in FG%, ULM is		4-1
When opponent leads in FG%, ULM is	0-2	3-22
When game ends tied in FG%, ULM is		0-0

3-POINT FIELD GOAL PERCENTAGE	2011-12	2010-11
When ULM leads in 3FG%, ULM is	0-2	4-7
When opponent leads in 3FG%, ULM is		3-16
When game ends tied in 3FG%, ULM is		0-0

FREE THROW PERCENTAGE	2011-12	2010-11
When ULM leads in FT%, ULM is		6-6
When opponent leads in FT%, ULM is	0-2	1-16
When game ends tied in FT%, ULM is		0-1

REBOUNDING	2011-12	2010-11
When ULM leads in rebounds, ULM is		3-9
When opponent leads in rebounds, ULM is	0-2	5-8
When game ends tied in rebounds, ULM is		2-1

ASSISTS	2011-12	2010-11
When ULM leads in assists, ULM is	0-1	4-1
When opponent leads in assists, ULM is	0-1	2-20
When game ends tied in assists, ULM is		1-2

BLOCKS	2011-12	2010-11
When ULM leads in blocks, ULM is		3-6
When opponent leads in blocks, ULM is	0-2	3-13
When game ends tied in blocks, ULM is		1-4

STEALS	2011-12	2010-11
When ULM leads in steals, ULM is		4-8
When opponent leads in steals, ULM is	0-2	1-12
When game ends tied in steals, ULM is		2-3

TURNOVERS	2011-12	2010-11
When ULM has more turnovers, ULM is	0-2	2-16
When opponent has more turnovers, ULM is		5-4
When game ends tied in turnovers, ULM is		0-3

FOULS	2011-12	2010-11
When ULM has more fouls, ULM is	0-2	4-16
When opponent has more fouls, ULM is		3-6
When game ends tied in fouls, ULM is		0-1



WARHAWK STARTING LINE-UPS

Date	Opponent	W/L	Score	Starter	Total	Starter	Total	Starter	Total	Starter	Total	Starter	Total
N11	at Ole Miss	L	38-60	Bibi Ndongo	4	Ribeiro	5	Winborne	6	Mingo	2	Brown	7
N14	Indiana State	L	59-71	Lindsey	3	Ribeiro	6	Mackey	8	Mingo	6	Brown	15
N16	at Tennessee												
N19	at Southeastern Louisiana												
N21	at Mississippi State												
N26	Harding												
N28	at Nicholls State												
D3	Louisiana Tech												
D10	at Texas A&M												
D12	Nicholls State												
D15	Northwestern State												
D19	at UNLV												
D21	at Indiana State												
D29	Western Kentucky*												
D31	Arkansas State*												
J5	at Florida Atlantic*												
J7	at FIU*												
J12	UALR*												
J14	North Texas*												
J19	Denver*												
J21	at Troy*												
J28	UL-Lafayette*												
F2	at Arkansas State*												
F4	at UALR*												
F11	South Alabama*												
F16	at North Texas*												
F18	at Denver*												
F23	Middle Tennessee*												
F25	at UL-Lafayette*												

STARTERS VS. BENCH

Date	Opponent	W/L	Score	Starter Points			Bench Points		
				ULM	Opp.	Diff.	ULM	Opp.	Diff.
N11	at Ole Miss	L	38-60	24	52	-28	14	8	6
N14	Indiana State	L	59-71	38	56	-18	21	15	6
N16	at Tennessee								
N19	at Southeastern Louisiana								
N21	at Mississippi State								
N26	Harding								
N28	at Nicholls State								
D3	Louisiana Tech								
D10	at Texas A&M								
D12	Nicholls State								
D15	Northwestern State								
D19	at UNLV								
D21	at Indiana State								
D29	Western Kentucky*								
D31	Arkansas State*								
J5	at Florida Atlantic*								
J7	at FIU*								
J12	UALR*								
J14	North Texas*								
J19	Denver*								
J21	at Troy*								
J28	UL-Lafayette*								
F2	at Arkansas State*								
F4	at UALR*								
F11	South Alabama*								
F16	at North Texas*								
F18	at Denver*								
F23	Middle Tennessee*								
F25	at UL-Lafayette*								
TOTALS				62	108	-46	35	22	12
AVERAGES				31.0	54.0	-23.0	17.5	11	6.5



2010-11 RESULTS

DATE	OPPONENT	RESULT	ATTENDANCE	TOP SCORER	REBOUNDS	ASSISTS	STEALS	BLOCKS
Nov. 11	at Ole Miss	L, 38-60	5,729	Brown (7)	Ribeiro (6)	Hansberry (4)	Four Players (1)	Two Players (1)
Nov. 14	Indiana State	L, 59-71	1,236	Brown (15)	Brown (7)	Brown (5)	Bibi Ndongo (1)	Bibi Ndongo (2)
Nov. 16	at Tennessee							
Nov. 19	at Southeastern Louisiana							
Nov. 21	at Mississippi State							
Nov. 26	Harding							
Nov. 28	at Nicholls State							
Dec. 3	Louisiana Tech							
Dec. 10	at Texas A&M							
Dec. 12	Nicholls State							
Dec. 15	Northwestern State							
Dec. 19	at UNLV							
Dec. 21	at Indiana State							
Dec. 29	Western Kentucky*							
Dec. 31	Arkansas State*							
Jan. 5	at Florida Atlantic*							
Jan. 7	at FIU*							
Jan. 12	UALR*							
Jan. 14	North Texas*							
Jan. 19	Denver*							
Jan. 21	at Troy*							
Jan. 28	UL-Lafayette*							
Feb. 2	at Arkansas State*							
Feb. 4	at UALR*							
Feb. 11	South Alabama*							
Feb. 16	at North Texas*							
Feb. 18	at Denver*							
Feb. 23	Middle Tennessee*							
Feb. 25	at UL-Lafayette*							

* denotes Sun Belt Conference game

RECORD	OVERALL	HOME	AWAY	NEUTRAL
All Games	0-2	0-1	0-1	0-0
Sun Belt Games	0-0	0-0	0-0	0-0
Non-Conference Games	0-2	0-1	0-1	0-0



POINTS, REBOUNDS, ASSISTS

		3 • HANSBERRY	4 • MCCRAY	5 • BIBI NDONGO	10 • MACKEY	11 • WINBORNE	23 • SMITH
N11	at Ole Miss	0-1-4	6-4-0	4-5-0	5-5-2	6-2-3	DNP
N14	Indiana State	5-0-0	4-3-0	0-2-1	8-2-0	12-0-1	DNP
N16	at Tennessee						
N19	at Southeastern Louisiana						
N21	at Mississippi State						
N26	Harding						
N28	at Nicholls State						
D3	Louisiana Tech						
D10	at Texas A&M						
D12	Nicholls State						
D15	Northwestern State						
D19	at UNLV						
D21	at Indiana State						
D29	Western Kentucky*						
D31	Arkansas State*						
J5	at Florida Atlantic*						
J7	at FIU*						
J12	UALR*						
J14	North Texas*						
J19	Denver*						
J21	at Troy*						
J28	UL-Lafayette*						
F2	at Arkansas State*						
F4	at UALR*						
F11	South Alabama*						
F16	at North Texas*						
F18	at Denver*						
F23	Middle Tennessee*						
F25	at UL-Lafayette*						

		24 • MINGO	33 • MARTIN	35 • LINDSEY	41 • RIBEIRO	55 • BROWN
N11	at Ole Miss	2-0-0	DNP	3-4-0	5-6-1	7-1-1
N14	Indiana State	6-5-0	DNP	3-6-2	6-4-1	15-7-5
N16	at Tennessee					
N19	at Southeastern Louisiana					
N21	at Mississippi State					
N26	Harding					
N28	at Nicholls State					
D3	Louisiana Tech					
D10	at Texas A&M					
D12	Nicholls State					
D15	Northwestern State					
D19	at UNLV					
D21	at Indiana State					
D29	Western Kentucky*					
D31	Arkansas State*					
J5	at Florida Atlantic*					
J7	at FIU*					
J12	UALR*					
J14	North Texas*					
J19	Denver*					
J21	at Troy*					
J28	UL-Lafayette*					
F2	at Arkansas State*					
F4	at UALR*					
F11	South Alabama*					
F16	at North Texas*					
F18	at Denver*					
F23	Middle Tennessee*					
F25	at UL-Lafayette*					



GAME-BY-GAME TEAM STATISTICS

DATE	GAME	W/L	SCORE	FG-FGA	PCT.	3F-3PA	PCT.	FT-FTA	PCT.	O-D	TOT	F/EJ	A	TO	BLK	STL	1ST	2ND	OT	OT	TP
N11	ULM at Ole Miss	L	38 60	14-49 19-57	.286 .333	3-15 5-26	.200 .192	7-18 17-27	.389 .630	6-28 13-35	34 48	20/0 16/0	11 8	18 15	2 8	4 8	11 33	27 27	- -	- -	38 60
N14	ULM Indiana State	L	59 71	21-57 27-60	.368 .450	9-19 8-20	.474 .400	8-10 9-11	.800 .818	8-25 9-27	33 36	13/0 11/0	10 144	11 5	3 8	1 6	26 34	33 37	- -	- -	59 71
N16	ULM at Tennessee																				
N19	ULM at Southeastern La.																				
N21	ULM at Mississippi State																				
N26	ULM Harding																				
N28	ULM at Nicholls State																				
D3	ULM Louisiana Tech																				
D10	ULM at Texas A&M																				
D12	ULM Nicholls State																				
D15	ULM Northwestern State																				
D19	ULM at UNLV																				
D21	ULM at Indiana State																				
D29	ULM Western Kentucky*																				
D31	ULM Arkansas State*																				
J5	ULM at Florida Atlantic*																				
J7	ULM at FIU*																				
J12	ULM UALR*																				
J14	ULM North Texas*																				
J19	ULM Denver*																				
J21	ULM at Troy*																				
J28	ULM UL-Lafayette*																				
F2	ULM at Arkansas State*																				
F4	ULM at UALR*																				
F11	ULM South Alabama*																				
F16	ULM at North Texas*																				
F18	ULM at Denver*																				
F23	ULM Middle Tennessee*																				
F25	ULM at UL-Lafayette*																				

* denotes Sun Belt Conference game



HIGHS/LOWS

ULM GAME HIGHS

Points.....	59, vs. Indiana State (11/14)
Field Goals.....	21, vs. Indiana State (11/14)
Field-Goal Attempts.....	57, vs. Indiana State (11/14)
Field-Goal Pct.....	.368 (21-57), vs. Indiana State (11/14)
3-Point Field Goals.....	9, vs. Indiana State (11/14)
3-Points Field-Goal Attempts.....	19, vs. Indiana State (11/14)
3-Point Field-Goal Pct.....	.474 (9-19), vs. Indiana State (11/14)
Free Throws.....	8, vs. Indiana State (11/14)
Free-Throw Attempts.....	18, at Ole Miss (11/11)
Free-Throw Pct.....	.800 (8-10), vs. Indiana State (11/14)
Rebounds.....	34, at Ole Miss (11/11)
Assists.....	11, at Ole Miss (11/11)
Turnovers.....	18, at Ole Miss (11/11)
Blocked Shots.....	3, vs. Indiana State (11/14)
Steals.....	4, at Ole Miss (11/11)

ULM GAME LOWS

Points.....	38, at Ole Miss (11/11)
Field Goals.....	14, at Ole Miss (11/11)
Field-Goal Attempts.....	49, at Ole Miss (11/11)
Field-Goal Pct.....	.286 (14-49), at Ole Miss (11/11)
3-Point Field Goals.....	3, at Ole Miss (11/11)
3-Points Field-Goal Attempts.....	15, at Ole Miss (11/11)
3-Point Field-Goal Pct.....	.200 (3-15), at Ole Miss (11/11)
Free Throws.....	7, at Ole Miss (11/11)
Free-Throw Attempts.....	10, vs. Indiana State (11/14)
Free-Throw Pct.....	.389 (7-18), at Ole Miss (11/11)
Rebounds.....	33, vs. Indiana State (11/14)
Assists.....	10, vs. Indiana State (11/14)
Turnovers.....	14, vs. Indiana State (11/14)
Blocked Shots.....	2, at Ole Miss (11/11)
Steals.....	1, vs. Indiana State (11/14)

ULM INDIVIDUAL PERFORMANCES

POINTS

15.....	Fred Brown vs. Indiana State (11/14)
12.....	Charles Winborne vs. Indiana State (11/14)
7.....	Fred Brown at Ole Miss (11/11)

REBOUNDS

7.....	Fred Brown vs. Indiana State (11/14)
6.....	Fabio Ribeiro at Ole Miss (11/11)
6.....	Trey Lindsey vs. Indiana State (11/14)

ASSISTS

5.....	Fred Brown vs. Indiana State (11/14)
4.....	Marcelis Hansberry at Ole Miss (11/11)

STEALS

1.....	Hugh Mingo at Ole Miss (11/11)
1.....	Fred Brown at Ole Miss (11/11)
1.....	Marcelis Hansberry at Ole Miss (11/11)
1.....	Trey Lindsey at Ole Miss (11/11)
1.....	Christian Bibi Ndongo vs. Indiana State (11/14)

BLOCKED SHOTS

2.....	Christian Bibi Ndongo vs. Indiana State (11/14)
1.....	Charles Winborne at Ole Miss (11/11)
1.....	Hugh Mingo at Ole Miss (11/11)

3-POINT FIELD GOALS

4.....	Charles Winborne vs. Indiana State (11/14)
2.....	Fred Brown vs. Indiana State (11/14)
2.....	Trent Mackey vs. Indiana State (11/14)
1.....	Fred Brown at Ole Miss (11/11)
1.....	Trent Mackey at Ole Miss (11/11)
1.....	Charles Winborne at Ole Miss (11/11)

FREE THROWS

5.....	Fred Brown vs. Indiana State (11/14)
2.....	Christian Bibi Ndongo at Ole Miss (11/11)
2.....	Fred Brown at Ole Miss (11/11)
2.....	Trent Mackey vs. Indiana State (11/14)



THE LAST TIME...

The last time ULM...

Played a ranked opponent	L, 61-72, at No. 17 Oklahoma (11/17/09)
Won in the last second	vs. UL-Lafayette (3/6/10)
Lost in the last second	vs. Louisiana Tech (12/2/09)
Played in overtime	at UALR (12/31/08)
Won an overtime game	at Iowa, 72-67 (11/30/07)
Lost an overtime game	at UALR, 87-95 (12/31/08)
Scored 100 points or more points	105, vs. Alcorn State (11/27/07)
Scored 90 points or more points	99, vs. U of the Southwest (12/28/09)
Scored 80 or more points	82, at North Texas (2/19/11)
Scored fewer than 50 points	38, at Ole Miss (11/11/11)
Had four double-digit scorers	vs. Troy (1/29/11)
Had five double-digit scorers	vs. U of the Southwest (12/28/09)
Had no double-digit scorers	at Ole Miss (11/11/11)
Had more than 20 assists	20, vs. Union College (1/4/11)
Had fewer than 10 assists	8, at Denver (2/17/11)
Had more than 10 blocks	10, vs. William Carey (12/2/06)
Had more than 10 steals	10, at Middle Tennessee (2/3/11)
Had more than 20 turnovers	26, at Iowa (11/16/10)
Had fewer than 10 turnovers	8, at North Texas (2/19/11)
Made more than 30 field goals	30, at UL-Lafayette (1/22/11)
Made more than 40 field goals	41, vs. Texas College (12/22/03)
Made more than 50 field goals	51, vs. Georgia Southern (1978-79)
Shot over 50 pct from field571 (24-42), vs. Arkansas State (2/10/11)
Shot over 60 pct from field607 (34-56), vs. U of the Southwest (12/28/09)
Shot less than 40 pct from field368 (21-57), vs. Indiana State (11/14/11)
Made more than 10 3-pointers	13, vs. New Orleans (2/18/10)
Made more than 15 3-pointers	15, vs. Middle Tennessee (1/24/08)
Shot over 50 pct from 3500 (6-12), at Western Kentucky (2/5/11)
Shot over 60 pct from 3615 (8-13), at UL-Lafayette (1/22/11)
Shot less than 30 pct from 3200 (3-15), at Ole Miss (11/11/11)
Made more than 20 free throws	20, at North Texas (2/19/11)
Made more than 30 free throws	30, vs. Troy (12/31/09)
Shot over 80 pct free throws800 (8-10), vs. Indiana State (11/14/11)
Shot over 90 pct free throws	1.000 (5-5), at Oklahoma (11/17/09)

The last time a ULM player...

Had a double-double (pts-rbs)	Tommie Sykes (18 pts and 12 rbs), at North Texas (2/19/11)
Had a double-double (pts-assts)	Tony Hooper (12 pts and 14 assts), vs. Lamar (2/25/06)
Had 20 points or more	Fred Brown (24), at North Texas (2/19/11)
Had 30 points or more	Tommie Sykes (32), vs. Union College (1/4/11)
Had 40 points or more	Henry Steele (40), vs. Louisiana College (1970-71)
Had 50 points or more	Glynn Saulters (51), vs. Nicholls State (1967-68)
Had 10 or more rebounds	Tommie Sykes (12), at North Texas (2/19/11)
Had 15 or more rebound	Lance Brasher (17), vs. Middle Tennessee (1/24/08)
Had 20 or more rebounds	Terry Martin (22), vs. Dayton (11/3/83)
Had 10 or more assists	Tony Hooper (14), vs. Lamar (2/25/06)
Had five or more steals	Hugh Mingo (7), vs. Centenary (12/11/10)
Had 10 or more steals	Arthur Hayes (10), vs. McNeese State (1983)
Had five or more blocks	Rudy Turner (6), vs. Western Kentucky (2/4/10)

**3 MARCELIS HANSBERRY**

Sophomore • Guard • 6-0 • 180

Jackson, Miss. • Provine High School

2011-12

- Had a team-high four assists against Ole Miss (Nov. 11).
- Scored a season-high five points against Indiana State (Nov. 14)

2010-11

- Appeared in 26 games, making seven starts last season.
- Record double figures in scoring twice in 2010-11.
- Had a career-best 15 points at UL-Lafayette (Jan. 22).
- Notched 13 points and three assists against Northern Colorado (Dec. 22).
- Had a season-best five assists against Centenary (Dec. 11).
- Averaged 7.0 points and 3.8 assists in his seven starts.

SEASON/CAREER HIGHS**Points**

Season: 5, vs. Indiana State (11/14/11)
 Career: 15, at UL-Lafayette (1/22/11)

Field Goals

Season: 2, vs. Indiana State (11/14/11)
 Career: 6, at UL-Lafayette (1/22/10)

Field Goal Attempts

Season: 4, vs. Indiana State (11/14/11)
 Career: 11, at Iowa (11/16/10)

3-Point Field Goals

Season: n/a
 Career: 2, at UL-Lafayette (1/22/11)

3-Point Attempts

Season: 2, vs. Indiana State (11/14/11)
 Career: 3 (three times)

Free Throws

Season: 1, vs. Indiana State (11/14/11)
 Career: 5, vs. Centenary (12/11/10)

Free Throw Attempts

Season: 1, vs. Indiana State (11/14/11)
 Career: 8, vs. Centenary (12/11/10)

Rebounds

Season: 1, at Ole Miss (11/11/11)
 Career: 5, at Kent State (12/2/10)

Offensive Rebounds

Season: n/a
 Career: 1 (three times)

Defensive Rebounds

Season: 1, at Ole Miss (11/11/11)
 Career: 5, at Kent State (12/2/10)

Assists

Season: 4, at Ole Miss (11/11/11)
 Career: 5 (twice)

Turnovers

Season: 2, at Ole Miss (11/11/11)
 Career: 3 (five times)

Blocks

Season: n/a
 Career: n/a

Steals

Season: 1, at Ole Miss (11/11/11)
 Career: 4, at Iowa (11/16/10)

Minutes

Season: 15, at Ole Miss (11/11/11)
 Career: 36, at Iowa (11/16/10)

MISCELLANEOUS STATS

	11-12	Career
Double-figure Points:	0	2
Double-figure Rebounds:	0	0
20-Plus Points	0	0
30-Plus Points	0	0
Led Team in Scoring:	0	0
Led Team in Rebounding	0	0
Led Team in Assists	1	8
Led Team in Blocks	0	0
Led Team in Steals	1	4
Double-Doubles:	0	0

2011-12 SEASON GAME-BY-GAME

Date	Opponent	gs	min	fg-a	3fg-a	ft-a	o-d-t	pf	a	to	blk	stl	pts
Nov. 11	at Ole Miss		15	0-2	0-0	0-0	0-1-1	1	4	2	0	1	0
Nov. 14	Indiana State		10	2-4	0-2	1-1	0-0-0	0	0	1	0	0	5
Nov. 16	at Tennessee												
Nov. 19	at Southeastern Louisiana												
Nov. 21	at Mississippi State												
Nov. 26	Harding												
Nov. 28	at Nicholls State												
Dec. 3	Louisiana Tech												
Dec. 10	at Texas A&M												
Dec. 12	Nicholls State												
Dec. 15	Northwestern State												
Dec. 19	at UNLV												
Dec. 21	at Indiana State												
Dec. 29	Western Kentucky												
Dec. 31	Arkansas State												
Jan. 5	at Florida Atlantic												
Jan. 7	at FIU												
Jan. 12	UALR												
Jan. 14	North Texas												
Jan. 19	Denver												
Jan. 21	at Troy												
Jan. 28	UL-Lafayette												
Feb. 2	at Arkansas State												
Feb. 4	at UALR												
Feb. 11	South Alabama												
Feb. 16	at North Texas												
Feb. 18	at Denver												
Feb. 23	Middle Tennessee												
Feb. 25	at UL-Lafayette												

HANSBERRY'S CAREER STATISTICS

YEAR	GP-GS	MIN/AVG	FG-A	PCT	3FG-A	PCT	FT-A	PCT	OFF-DEF-TOT	AVG	PF-FO	AST	TO	BLK	STL	PTS	AVG
2010-11	26-7	451/17.3	36-103	.350	8-34	.235	21-30	.700	5-30-35	1.3	36-0	45	38	0	11	101	3.9
2011-12	2-0	25/12.5	2-6	.333	0-2	.000	1-1	1.000	0-1-1	0.5	1-0	4	3	0	1	5	2.5
TOTAL	28-7	476/17.0	38-109	.349	8-36	.222	22-31	.710	5-31-36	1.3	37-0	49	41	0	12	106	3.8



4 R.J. McCRAY
 Sophomore • Guard • 6-2 • 180
 Arlington, Texas • Grace Prep Academy

2011-12

• Has been efficient for the Warhawks through the first two games, going 5-of-7 from the field.

2010-11

• Appeared in 23 games, making three starts.
 • Averaged 3.0 points and 0.9 rebounds per game.
 • Came on strong, averaging 7.0 points over the final six games.
 • Shot 41.8 percent from the field (23-of-58), 36.8 percent from 3-point range (7-of-19) and 59.3 percent from the free-throw line (16-of-27).
 • Scored in double figures three times
 • Had a season-best 12 points, including a pair of 3-pointers, against Arkansas State (Feb. 10).
 • Tied his season high with 12 points against Western Kentucky (March 5) in the Sun Belt Tournament.

SEASON/CAREER HIGHS**Points**

Season: 6, at Ole Miss (11/11/11)
 Career: 12 (twice)

Field Goals

Season: 3, at Ole Miss (11/11/11)
 Career: 4, vs. Arkansas State (2/10/11)

Field Goal Attempts

Season: 4, vs. Indiana State (11/14/11)
 Career: 8, vs. UL-Lafayette (2/26/11)

3-Point Field Goals

Season: n/a
 Career: 2 (three times)

3-Point Attempts

Season: n/a
 Career: 5, vs. UL-Lafayette (2/26/11)

Free Throws

Season: n/a
 Career: 4 (twice)

Free Throw Attempts

Season: 2, at Ole Miss (11/11/11)
 Career: 5, vs. Western Kentucky (3/5/11)

Rebounds

Season: 4, at Ole Miss (11/11/11)
 Career: 4, at Ole Miss (11/11/11)

Offensive Rebounds

Season: 1 (twice)
 Career: 1 (eight times)

Defensive Rebounds

Season: 3, at Ole Miss (11/11/11)
 Career: 3 (twice)

Assists

Season: n/a
 Career: 4, at Kent State (12/2/10)

Turnovers

Season: 2, at Ole Miss (11/11/11)
 Career: 3, at UALR (1/13/11)

Blocks

Season: n/a
 Career: 1 (three times)

Steals

Season: n/a
 Career: 1 (six times)

Minutes

Season: 18, vs. Indiana State (11/14/11)
 Career: 31 (twice)

MISCELLANEOUS STATS

	11-12	Career
Double-figure Points:	0	3
Double-figure Rebounds:	0	0
20-Plus Points	0	0
30-Plus Points	0	0
Led Team in Scoring:	0	0
Led Team in Rebounding	0	0
Led Team in Assists	0	2
Led Team in Blocks	0	3
Led Team in Steals	0	1
Double-Doubles:	0	0

2011-12 SEASON GAME-BY-GAME

Date	Opponent	gs	min	fg-a	3fg-a	ft-a	o-d-t	pf	a	to	blk	stl	pts
Nov. 11	at Ole Miss		17	3-3	0-0	0-2	1-3-4	1	0	2	0	0	6
Nov. 14	Indiana State		18	2-4	0-0	0-0	1-2-3	0	0	0	0	0	4
Nov. 16	at Tennessee												
Nov. 19	at Southeastern Louisiana												
Nov. 21	at Mississippi State												
Nov. 26	Harding												
Nov. 28	at Nicholls State												
Dec. 3	Louisiana Tech												
Dec. 10	at Texas A&M												
Dec. 12	Nicholls State												
Dec. 15	Northwestern State												
Dec. 19	at UNLV												
Dec. 21	at Indiana State												
Dec. 29	Western Kentucky												
Dec. 31	Arkansas State												
Jan. 5	at Florida Atlantic												
Jan. 7	at FIU												
Jan. 12	UALR												
Jan. 14	North Texas												
Jan. 19	Denver												
Jan. 21	at Troy												
Jan. 28	UL-Lafayette												
Feb. 2	at Arkansas State												
Feb. 4	at UALR												
Feb. 11	South Alabama												
Feb. 16	at North Texas												
Feb. 18	at Denver												
Feb. 23	Middle Tennessee												
Feb. 25	at UL-Lafayette												

MCCRAY'S CAREER STATISTICS

YEAR	GP-GS	MIN/AVG	FG-A	PCT	3FG-A	PCT	FT-A	PCT	OFF-DEF-TOT	AVG	PF-FO	AST	TO	BLK	STL	PTS	AVG
2010-11	23-3	322/14.0	23-55	.418	7-19	.368	16-27	.593	6-14-20	0.9	14-0	14	13	3	6	69	3.0
2011-12	2-0	35/17.5	5-7	.714	0-0	.000	0-2	.000	2-5-7	3.5	1-0	0	2	0	0	10	5.0
TOTAL	25-3	357/14.3	28-62	.452	7-19	.368	16-29	.552	8-19-27	1.1	15-0	14	15	3	6	79	3.2



5 CHRISTIAN BIBI NDONGO

Senior • Forward • 6-8 • 195
Yaounde, Cameroon • John Wood CC

2011-12

- Played in a career-high 23 minutes against Indiana State (Nov. 14).
- Had a career-best two blocks against Indiana State.

2010-11

- Appeared in 23 games, all off the bench.
- Averaged 1.7 points and 1.4 rebounds in 8.6 minutes per game.
- Had career highs in points (9), field goals (3) and 3-pointers (1) against Arkansas State (Feb. 10).
- Pulled down a season-high five rebounds twice.
- Led the team in blocked shots seven times.
- Appeared in 11 of 16 conference games.
- Upped his scoring average to 2.3 points per game in conference play.

SEASON/CAREER HIGHS**Points**

Season: 4, at Ole Miss (11/11/11)
Career: 9, vs. Arkansas State (2/10/11)

Field Goals

Season: 1, at Ole Miss (11/11/11)
Career: 3, vs. Arkansas State (2/10/11)

Field Goal Attempts

Season: 3, at Ole Miss (11/11/11)
Career: 3 (three times)

3-Point Field Goals

Season: n/a
Career: 1, vs. Arkansas State (2/10/11)

3-Point Attempts

Season: n/a
Career: 1, vs. Arkansas State (2/10/11)

Free Throws

Season: 2, at Ole Miss (11/11/11)
Career: 3 (twice)

Free Throw Attempts

Season: 6, at Ole Miss (11/11/11)
Career: 6 (twice)

Rebounds

Season: 5, at Ole Miss (11/11/11)
Career: 5 (three times)

Offensive Rebounds

Season: 1, at Ole Miss (11/11/11)
Career: 3, vs. South Dakota (11/28/10)

Defensive Rebounds

Season: 4, at Ole Miss (11/11/11)
Career: 4 (twice)

Assists

Season: 1, vs. Indiana State (11/14/11)
Career: 1 (six times)

Turnovers

Season: 1, at Ole Miss (11/11/11)
Career: 2 (five times)

Blocks

Season: 2, vs. Indiana State (11/14/11)
Career: 2, vs. Indiana State (11/14/11)

Steals

Season: 1, vs. Indiana State (11/14/11)
Career: 1 (five times)

Minutes

Season: 23, vs. Indiana State (11/14/11)
Career: 23, vs. Indiana State (11/14/11)

MISCELLANEOUS STATS

	11-12	Career
Double-figure Points:	0	0
Double-figure Rebounds:	0	0
20-Plus Points	0	0
30-Plus Points	0	0
Led Team in Scoring:	0	0
Led Team in Rebounding	0	0
Led Team in Assists	0	0
Led Team in Blocks	1	8
Led Team in Steals	1	1
Double-Doubles:	0	0

2011-12 SEASON GAME-BY-GAME

Date	Opponent	gs	min	fg-a	3fg-a	ft-a	o-d-t	pf	a	to	blk	stl	pts
Nov. 11	at Ole Miss	*	21	1-3	0-0	2-6	1-4-5	2	0	1	0	0	4
Nov. 14	Indiana State		23	0-1	0-0	0-0	0-2-2	0	1	0	2	1	0
Nov. 16	at Tennessee												
Nov. 19	at Southeastern Louisiana												
Nov. 21	at Mississippi State												
Nov. 26	Harding												
Nov. 28	at Nicholls State												
Dec. 3	Louisiana Tech												
Dec. 10	at Texas A&M												
Dec. 12	Nicholls State												
Dec. 15	Northwestern State												
Dec. 19	at UNLV												
Dec. 21	at Indiana State												
Dec. 29	Western Kentucky												
Dec. 31	Arkansas State												
Jan. 5	at Florida Atlantic												
Jan. 7	at FIU												
Jan. 12	UALR												
Jan. 14	North Texas												
Jan. 19	Denver												
Jan. 21	at Troy												
Jan. 28	UL-Lafayette												
Feb. 2	at Arkansas State												
Feb. 4	at UALR												
Feb. 11	South Alabama												
Feb. 16	at North Texas												
Feb. 18	at Denver												
Feb. 23	Middle Tennessee												
Feb. 25	at UL-Lafayette												

BIBI NDONGO'S CAREER STATISTICS

YEAR	GP-GS	MIN/AVG	FG-A	PCT	3FG-A	PCT	FT-A	PCT	OFF-DEF-TOT	AVG	PF-FO	AST	TO	BLK	STL	PTS	AVG
2010-11	23-0	198/8.6	13-32	.406	1-1	1.000	11-16	.688	12-21-33	1.4	20-0	5	15	8	4	38	1.7
2011-12	2-1	44/22.0	1-4	.250	0-0	.000	2-6	.333	1-6-7	3.5	2-0	1	1	2	1	4	2.0
TOTAL	25-1	242/9.7	14-36	.389	1-1	1.000	13-22	.591	13-27-40	1.6	22-0	6	16	10	5	42	1.7

**10 TRENT MACKEY**

Freshman • Guard • 6-3 • 180

Tampa, Fla. • Newsome HS

2011-12

- Recorded five points, five rebounds and two assists against Ole Miss (Nov. 11) in his first collegiate game.
- Made his first start against Indiana State (Nov. 14), scoring eight points and pulling down two rebounds.

2010-11

- Averaged 20.9 points, 3.9 rebounds, 2.8 assists and 1.9 steals per game for Newsome High School.
- Finished second in Florida Athletic Coaches Association District MVP voting.
- Converted 77 of 181 (.425) from 3-point range.
- Finished second in career scoring at Newsome with 1,130 points.
- Holds school records for most 3-pointers made in a season and career at Newsome.
- Coached by his father, Jon Mackey.
- Also played for Florida Elite AAU team, coached by Conrad Foss.

SEASON/CAREER HIGHS**Points**

Season: 8, vs. Indiana State (11/14/11)
 Career: 8, vs. Indiana State (11/14/11)

Field Goals

Season: 2 (twice)
 Career: 2 (twice)

Field Goal Attempts

Season: 7, at Ole Miss (11/11/11)
 Career: 7, at Ole Miss (11/11/11)

3-Point Field Goals

Season: 2, vs. Indiana State (11/14/11)
 Career: 2, vs. Indiana State (11/14/11)

3-Point Attempts

Season: 4 (twice)
 Career: 4 (twice)

Free Throws

Season: 2, vs. Indiana State (11/14/11)
 Career: 2, vs. Indiana State (11/14/11)

Free Throw Attempts

Season: 2, vs. Indiana State (11/14/11)
 Career: 2, vs. Indiana State (11/14/11)

Rebounds

Season: 5, at Ole Miss (11/11/11)
 Career: 5, at Ole Miss (11/11/11)

Offensive Rebounds

Season: 1 (twice)
 Career: 1 (twice)

Defensive Rebounds

Season: 4, at Ole Miss (11/11/11)
 Career: 4, at Ole Miss (11/11/11)

Assists

Season: 2, at Ole Miss (11/11/11)
 Career: 2, at Ole Miss (11/11/11)

Turnovers

Season: 3, vs. Indiana State (11/14/11)
 Career: 3, vs. Indiana State (11/14/11)

Blocks

Season: n/a
 Career: n/a

Steals

Season: n/a
 Career: n/a

Minutes

Season: 26, vs. Indiana State (11/14/11)
 Career: 26, vs. Indiana State (11/14/11)

MISCELLANEOUS STATS

	11-12	Career
Double-figure Points:	0	0
Double-figure Rebounds:	0	0
20-Plus Points	0	0
30-Plus Points	0	0
Led Team in Scoring:	0	0
Led Team in Rebounding	0	0
Led Team in Assists	0	0
Led Team in Blocks	0	0
Led Team in Steals	0	0
Double-Doubles:	0	0

2011-12 SEASON GAME-BY-GAME

Date	Opponent	gs	min	fg-a	3fg-a	ft-a	o-d-t	pf	a	to	blk	stl	pts
Nov. 11	at Ole Miss		22	2-7	1-4	0-0	1-4-5	1	2	1	0	0	5
Nov. 14	Indiana State	*	26	2-4	2-4	2-2	1-1-2	0	0	3	0	0	8
Nov. 16	at Tennessee												
Nov. 19	at Southeastern Louisiana												
Nov. 21	at Mississippi State												
Nov. 26	Harding												
Nov. 28	at Nicholls State												
Dec. 3	Louisiana Tech												
Dec. 10	at Texas A&M												
Dec. 12	Nicholls State												
Dec. 15	Northwestern State												
Dec. 19	at UNLV												
Dec. 21	at Indiana State												
Dec. 29	Western Kentucky												
Dec. 31	Arkansas State												
Jan. 5	at Florida Atlantic												
Jan. 7	at FIU												
Jan. 12	UALR												
Jan. 14	North Texas												
Jan. 19	Denver												
Jan. 21	at Troy												
Jan. 28	UL-Lafayette												
Feb. 2	at Arkansas State												
Feb. 4	at UALR												
Feb. 11	South Alabama												
Feb. 16	at North Texas												
Feb. 18	at Denver												
Feb. 23	Middle Tennessee												
Feb. 25	at UL-Lafayette												

MACKEY'S CAREER STATISTICS

YEAR	GP-GS	MIN/AVG	FG-A	PCT	3FG-A	PCT	FT-A	PCT	OFF-DEF-TOT	AVG	PF-FO	AST	TO	BLK	STL	PTS	AVG
2011-12	2-1	48/24.0	4-11	.364	3-8	.375	2-2	1.000	2-5-7	3.5	1-0	2	4	0	0	13	6.5
TOTAL	2-1	48/24.0	4-11	.364	3-8	.375	2-2	1.000	2-5-7	3.5	1-0	2	4	0	0	13	6.5



11 CHARLES WINBORNE

Sophomore • Guard • 6-1 • 185
Shreveport, La. • Loyola-Chicago

2011-12

- Made his ULM debut against Ole Miss (Nov. 11), scoring six points and dishing out three assists.
- Scored a career-high 12 points on 4-of-7 shooting against Indiana State (Nov. 14).

2010-11

- Sat out last season after transferring from Loyola-Chicago.

SEASON/CAREER HIGHS**Points**

Season: 12, vs. Indiana State (11/14/11)
Career: 12, vs. Indiana State (11/14/11)

Field Goals

Season: 4, vs. Indiana State (11/14/11)
Career: 4, vs. Indiana State (11/14/11)

Field Goal Attempts

Season: 7, vs. Indiana State (11/14/11)
Career: 7, vs. Indiana State (11/14/11)

3-Point Field Goals

Season: 4, vs. Indiana State (11/14/11)
Career: 4, vs. Indiana State (11/14/11)

3-Point Attempts

Season: 5, vs. Indiana State (11/14/11)
Career: 5, vs. Indiana State (11/14/11)

Free Throws

Season: 1, at Ole Miss (11/11/11)
Career: 1, at Ole Miss (11/11/11)

Free Throw Attempts

Season: 2, at Ole Miss (11/11/11)
Career: 2, at Ole Miss (11/11/11)

Rebounds

Season: 2, at Ole Miss (11/11/11)
Career: 2, at Ole Miss (11/11/11)

Offensive Rebounds

Season: n/a
Career: n/a

Defensive Rebounds

Season: 2, at Ole Miss (11/11/11)
Career: 2, at Ole Miss (11/11/11)

Assists

Season: 3, at Ole Miss (11/11/11)
Career: 3, at Ole Miss (11/11/11)

Turnovers

Season: 1 (twice)
Career: 1 (twice)

Blocks

Season: 1, at Ole Miss (11/11/11)
Career: 1, at Ole Miss (11/11/11)

Steals

Season: n/a
Career: 1, at Kansas State (11/13/09)

Minutes

Season: 26, vs. Indiana State (11/14/11)
Career: 26, vs. Indiana State (11/14/11)

MISCELLANEOUS STATS

	11-12	Career
Double-figure Points:	1	1
Double-figure Rebounds:	0	0
20-Plus Points	0	0
30-Plus Points	0	0
Led Team in Scoring:	0	0
Led Team in Rebounding	0	0
Led Team in Assists	0	0
Led Team in Blocks	1	1
Led Team in Steals	0	0
Double-Doubles:	0	0

2011-12 SEASON GAME-BY-GAME

Date	Opponent	gs	min	fg-a	3fg-a	ft-a	o-d-t	pf	a	to	blk	stl	pts
Nov. 11	at Ole Miss	*	23	2-6	1-3	1-2	0-2-2	3	3	1	1	0	6
Nov. 14	Indiana State		26	4-7	4-5	0-0	0-0-0	1	1	1	0	0	12
Nov. 16	at Tennessee												
Nov. 19	at Southeastern Louisiana												
Nov. 21	at Mississippi State												
Nov. 26	Harding												
Nov. 28	at Nicholls State												
Dec. 3	Louisiana Tech												
Dec. 10	at Texas A&M												
Dec. 12	Nicholls State												
Dec. 15	Northwestern State												
Dec. 19	at UNLV												
Dec. 21	at Indiana State												
Dec. 29	Western Kentucky												
Dec. 31	Arkansas State												
Jan. 5	at Florida Atlantic												
Jan. 7	at FIU												
Jan. 12	UALR												
Jan. 14	North Texas												
Jan. 19	Denver												
Jan. 21	at Troy												
Jan. 28	UL-Lafayette												
Feb. 2	at Arkansas State												
Feb. 4	at UALR												
Feb. 11	South Alabama												
Feb. 16	at North Texas												
Feb. 18	at Denver												
Feb. 23	Middle Tennessee												
Feb. 25	at UL-Lafayette												

WINBORNE'S CAREER STATISTICS

YEAR	GP-GS	MIN/AVG	FG-A	PCT	3FG-A	PCT	FT-A	PCT	OFF-DEF-TOT	AVG	PF-FO	AST	TO	BLK	STL	PTS	AVG
2009-10	7-0	10/1.4	1-4	.250	1-1	1.000	0-0	.000	0-1-1	0.1	1-0	0	2	0	1	3	0.4
2011-12	2-1	49/24.5	6-13	.462	5-8	.625	1-2	.500	0-2-2	1.0	4-0	4	2	1	0	18	9.0
TOTAL	9-1	59/6.6	7-17	.412	6-9	.667	1-2	.500	0-3-3	0.3	5-0	4	4	1	1	21	2.3

**14 IFE EKE**

Sophomore • Forward • 6-7 • 210

Lagos, Nigeria • Northwest Rankin HS

2011-12

- Will redshirt due to injury.

2010-11

- Appeared in five games, all off the bench.
- Made his collegiate debut against Iowa (Nov. 16) and pulled down a season-best two rebounds.
- Played in a season-high six minutes at Stephen F. Austin (Dec. 29).

SEASON/CAREER HIGHS**Points**

Season:
Career: none

Field Goals

Season:
Career: none

Field Goal Attempts

Season:
Career: 1, at Iowa (11/16/10)

3-Point Field Goals

Season:
Career: none

3-Point Attempts

Season:
Career: none

Free Throws

Season:
Career: none

Free Throw Attempts

Season:
Career: none

Rebounds

Season:
Career: 2, at Iowa (11/16/10)

Offensive Rebounds

Season:
Career: none

Defensive Rebounds

Season:
Career: 2, at Iowa (11/16/10)

Assists

Season:
Career: none

Turnovers

Season:
Career: 1, at Iowa (11/16/10)

Blocks

Season:
Career: none

Steals

Season:
Career: none

Minutes

Season:
Career: 6, at Stephen F. Austin (12/29/10)

MISCELLANEOUS STATS

	11-12	Career
Double-figure Points:	0	0
Double-figure Rebounds:	0	0
20-Plus Points	0	0
30-Plus Points	0	0
Led Team in Scoring:	0	0
Led Team in Rebounding	0	0
Led Team in Assists	0	0
Led Team in Blocks	0	0
Led Team in Steals	0	0
Double-Doubles:	0	0

2011-12 SEASON GAME-BY-GAME

Date	Opponent	gs	min	fg-a	3fg-a	ft-a	o-d-t	pf	a	to	blk	stl	pts
Nov. 11	at Ole Miss		Did Not Play										
Nov. 14	Indiana State		Did Not Play										
Nov. 16	at Tennessee												
Nov. 19	at Southeastern Louisiana												
Nov. 21	at Mississippi State												
Nov. 26	Harding												
Nov. 28	at Nicholls State												
Dec. 3	Louisiana Tech												
Dec. 10	at Texas A&M												
Dec. 12	Nicholls State												
Dec. 15	Northwestern State												
Dec. 19	at UNLV												
Dec. 21	at Indiana State												
Dec. 29	Western Kentucky												
Dec. 31	Arkansas State												
Jan. 5	at Florida Atlantic												
Jan. 7	at FIU												
Jan. 12	UALR												
Jan. 14	North Texas												
Jan. 19	Denver												
Jan. 21	at Troy												
Jan. 28	UL-Lafayette												
Feb. 2	at Arkansas State												
Feb. 4	at UALR												
Feb. 11	South Alabama												
Feb. 16	at North Texas												
Feb. 18	at Denver												
Feb. 23	Middle Tennessee												
Feb. 25	at UL-Lafayette												

EKE'S CAREER STATISTICS

YEAR	GP-GS	MIN/AVG	FG-A	PCT	3FG-A	PCT	FT-A	PCT	OFF-DEF-TOT	AVG	PF-FO	AST	TO	BLK	STL	PTS	AVG
2010-11	5-0	16/3.2	0-1	.000	0-0	.000	0-0	.000	0-3-3	0.6	0-0	0	1	0	0	0	0.0
TOTAL	5-0	16/3.2	0-1	.000	0-0	.000	0-0	.000	0-3-3	0.6	0-0	0	1	0	0	0	0.0



15 STEVEN McCLELLAN
 Sophomore • Center • 6-7 • 250
 Fresno, Calif. • Edison HS

2011-12

- Will redshirt.

2010-11

- Appeared in 28 games, making 14 starts as a freshman.
- Averaged 5.1 points and 4.0 rebounds per game.
- Shot 50.9 percent from the field (57-of-112) and 63.6 percent from the free-throw line (28-of-44).
- Scored in double figures on two occasions.
- Averaged 5.0 points and 3.9 rebounds during conference play.
- Made his first start against Stephen F. Austin (Nov. 23), scoring a career-best 13 points.
- Had a season-high nine rebounds at UL-Lafayette (Jan. 22).
- Had 12 points on 4-of-5 shooting against FIU (Jan. 2).

SEASON/CAREER HIGHS**Points**

Season:

Career: 13, vs. Stephen F. Austin (11/23/10)

Field Goals

Season:

Career: 5, vs. Stephen F. Austin (11/23/10)

Field Goal Attempts

Season:

Career: 9, vs. Stephen F. Austin (11/23/10)

3-Point Field Goals

Season:

Career: 1 (twice)

3-Point Attempts

Season:

Career: 1 (four times)

Free Throws

Season:

Career: 4 (twice)

Free Throw Attempts

Season:

Career: 5, at Stephen F. Austin (12/29/10)

Rebounds

Season:

Career: 9, at UL-Lafayette (1/22/11)

Offensive Rebounds

Season:

Career: 6, at UL-Lafayette (1/22/11)

Defensive Rebounds

Season:

Career: 6, at Iowa (11/16/10)

Assists

Season:

Career: 2 (twice)

Turnovers

Season:

Career: 2 (four times)

Blocks

Season:

Career: 2 (twice)

Steals

Season:

Career: 2 (twice)

Minutes

Season:

Career: 31, at UL-Lafayette (1/22/11)

MISCELLANEOUS STATS

	11-12	Career
Double-figure Points:	0	2
Double-figure Rebounds:	0	0
20-Plus Points	0	0
30-Plus Points	0	0
Led Team in Scoring:	0	0
Led Team in Rebounding	0	8
Led Team in Assists	0	0
Led Team in Blocks	0	7
Led Team in Steals	0	1
Double-Doubles:	0	0

2011-12 SEASON GAME-BY-GAME

Date	Opponent	gs	min	fg-a	3fg-a	ft-a	o-d-t	pf	a	to	blk	stl	pts
Nov. 11	at Ole Miss		Did Not Play										
Nov. 14	Indiana State		Did Not Play										
Nov. 16	at Tennessee												
Nov. 19	at Southeastern Louisiana												
Nov. 21	at Mississippi State												
Nov. 26	Harding												
Nov. 28	at Nicholls State												
Dec. 3	Louisiana Tech												
Dec. 10	at Texas A&M												
Dec. 12	Nicholls State												
Dec. 15	Northwestern State												
Dec. 19	at UNLV												
Dec. 21	at Indiana State												
Dec. 29	Western Kentucky												
Dec. 31	Arkansas State												
Jan. 5	at Florida Atlantic												
Jan. 7	at FIU												
Jan. 12	UALR												
Jan. 14	North Texas												
Jan. 19	Denver												
Jan. 21	at Troy												
Jan. 28	UL-Lafayette												
Feb. 2	at Arkansas State												
Feb. 4	at UALR												
Feb. 11	South Alabama												
Feb. 16	at North Texas												
Feb. 18	at Denver												
Feb. 23	Middle Tennessee												
Feb. 25	at UL-Lafayette												

McCLELLAN'S CAREER STATISTICS

YEAR	GP-GS	MIN/AVG	FG-A	PCT	3FG-A	PCT	FT-A	PCT	OFF-DEF-TOT	AVG	PF-FO	AST	TO	BLK	STL	PTS	AVG
2010-11	28-14	542/19.4	57-112	.509	2-5	.400	28-44	.636	49-64-113	4.0	82-3	14	23	9	10	144	5.1
TOTAL	28-14	542/19.4	57-112	.509	2-5	.400	28-44	.636	49-64-113	4.0	82-3	14	23	9	10	144	5.1

**23 REGINALD SMITH**

Freshman • Guard • 6-0 • 160

Columbia, La. • Caldwell HS

2011-12

- Joined the team as a walk-on.

2010-11

- Earned second-team Louisiana 3A All-State honors for Caldwell High School.
- Averaged 22.3 points, eight assists and three rebounds per game.
- Selected to All-Northeast Louisiana team.
- Two-time first-team all-conference selection.

SEASON/CAREER HIGHS**Points**Season:
Career:**Field Goals**Season:
Career:**Field Goal Attempts**Season:
Career:**3-Point Field Goals**Season:
Career:**3-Point Attempts**Season:
Career:**Free Throws**Season:
Career:**Free Throw Attempts**Season:
Career:**Rebounds**Season:
Career:**Offensive Rebounds**Season:
Career:**Defensive Rebounds**Season:
Career:**Assists**Season:
Career:**Turnovers**Season:
Career:**Blocks**Season:
Career:**Steals**Season:
Career:**Minutes**Season:
Career:**MISCELLANEOUS STATS**

	11-12	Career
Double-figure Points:	0	0
Double-figure Rebounds:	0	0
20-Plus Points	0	0
30-Plus Points	0	0
Led Team in Scoring:	0	0
Led Team in Rebounding	0	0
Led Team in Assists	0	0
Led Team in Blocks	0	0
Led Team in Steals	0	0
Double-Doubles:	0	0

2011-12 SEASON GAME-BY-GAME

Date	Opponent	gs	min	fg-a	3fg-a	ft-a	o-d-t	pf	a	to	blk	stl	pts
Nov. 11	at Ole Miss		Did Not Play										
Nov. 14	Indiana State		Did Not Play										
Nov. 16	at Tennessee												
Nov. 19	at Southeastern Louisiana												
Nov. 21	at Mississippi State												
Nov. 26	Harding												
Nov. 28	at Nicholls State												
Dec. 3	Louisiana Tech												
Dec. 10	at Texas A&M												
Dec. 12	Nicholls State												
Dec. 15	Northwestern State												
Dec. 19	at UNLV												
Dec. 21	at Indiana State												
Dec. 29	Western Kentucky												
Dec. 31	Arkansas State												
Jan. 5	at Florida Atlantic												
Jan. 7	at FIU												
Jan. 12	UALR												
Jan. 14	North Texas												
Jan. 19	Denver												
Jan. 21	at Troy												
Jan. 28	UL-Lafayette												
Feb. 2	at Arkansas State												
Feb. 4	at UALR												
Feb. 11	South Alabama												
Feb. 16	at North Texas												
Feb. 18	at Denver												
Feb. 23	Middle Tennessee												
Feb. 25	at UL-Lafayette												

SMITH'S CAREER STATISTICS

YEAR	GP-GS	MIN/AVG	FG-A	PCT	3FG-A	PCT	FT-A	PCT	OFF-DEF-TOT	AVG	PF-FO	AST	TO	BLK	STL	PTS	AVG
2011-12																	

**24 HUGH MINGO**

Senior • Guard • 6-3 • 175

West Monroe, La. • South Plains CC

2011-12

- One of three ULM players to start in both games.
- Attempted a season-high 13 shots against Indiana State (Nov. 14).
- Has made a block in both games.

2010-11

- Led the team with 30 starts and was the only ULM player to appear in all 31 games.
- Averaged 9.5 points and 4.7 rebounds per game.
- Tied for the team lead with 44 steals.
- Shot 37.6 percent from the field (111-of-295), 29.4 percent from 3-point range (45-of-153) and 66.7 percent from the free-throw line (28-of-42).
- Led the team in scoring on six occasions.
- Scored in double figures in 13 consecutive games early in the season.
- Named Sun Belt Player of the Week (Dec. 13) after scoring a career-high 27 points and swiping a career-high seven steals (third most in school history) against Centenary.
- Had 18 points on 8-of-13 shooting at Louisiana Tech (Dec. 4).
- Post first career double-double (11 points and 10 rebounds) at Arkansas State (Jan. 27).
- Followed up with an 18-point, 10-rebound effort in his next game, against Troy (Jan. 29).

SEASON/CAREER HIGHS**Points**

Season: 6, vs. Indiana State (11/14/11)
 Career: 27, vs. Centenary (12/11/10)

Field Goals

Season: 3, vs. Indiana State (11/14/11)
 Career: 9, vs. Centenary (12/11/10)

Field Goal Attempts

Season: 13, vs. Indiana State (11/14/11)
 Career: 17, vs. Centenary (12/11/10)

3-Point Field Goals

Season: n/a
 Career: 4 (twice)

3-Point Attempts

Season: 3, vs. Indiana State (11/14/11)
 Career: 10 (twice)

Free Throws

Season: n/a
 Career: 7, vs. Centenary (12/11/10)

Free Throw Attempts

Season: n/a
 Career: 9, vs. Centenary (12/11/10)

Rebounds

Season: 5, vs. Indiana State (11/14/11)
 Career: 10 (twice)

Offensive Rebounds

Season: n/a
 Career: 2 (twice)

Defensive Rebounds

Season: 5, vs. Indiana State (11/14/11)
 Career: 9, at Arkansas State (1/27/11)

Assists

Season: n/a
 Career: 4, vs. Denver (1/8/11)

Turnovers

Season: 3 (twice)
 Career: 5 (twice)

Blocks

Season: 1 (twice)
 Career: 2, vs. SE Oklahoma State (11/20/10)

Steals

Season: 1, at Ole Miss (11/11/11)
 Career: 7, vs. Centenary (12/11/10)

Minutes

Season: 28, vs. Indiana State (11/14/11)
 Career: 40 (seven times)

MISCELLANEOUS STATS

	11-12	Career
Double-figure Points:	0	15
Double-figure Rebounds:	0	2
20-Plus Points	0	1
30-Plus Points	0	0
Led Team in Scoring:	0	6
Led Team in Rebounding	0	6
Led Team in Assists	0	5
Led Team in Blocks	1	4
Led Team in Steals	1	13
Double-Doubles:	0	2

2011-12 SEASON GAME-BY-GAME

Date	Opponent	gs	min	fg-a	3fg-a	ft-a	o-d-t	pf	a	to	blk	stl	pts
Nov. 11	at Ole Miss	*	18	1-5	0-2	0-0	0-0-0	4	0	3	1	1	2
Nov. 14	Indiana State	*	28	3-13	0-3	0-0	0-5-5	2	0	3	1	0	6
Nov. 16	at Tennessee												
Nov. 19	at Southeastern Louisiana												
Nov. 21	at Mississippi State												
Nov. 26	Harding												
Nov. 28	at Nicholls State												
Dec. 3	Louisiana Tech												
Dec. 10	at Texas A&M												
Dec. 12	Nicholls State												
Dec. 15	Northwestern State												
Dec. 19	at UNLV												
Dec. 21	at Indiana State												
Dec. 29	Western Kentucky												
Dec. 31	Arkansas State												
Jan. 5	at Florida Atlantic												
Jan. 7	at FIU												
Jan. 12	UALR												
Jan. 14	North Texas												
Jan. 19	Denver												
Jan. 21	at Troy												
Jan. 28	UL-Lafayette												
Feb. 2	at Arkansas State												
Feb. 4	at UALR												
Feb. 11	South Alabama												
Feb. 16	at North Texas												
Feb. 18	at Denver												
Feb. 23	Middle Tennessee												
Feb. 25	at UL-Lafayette												

MINGO'S CAREER STATISTICS

YEAR	GP-GS	MIN/AVG	FG-A	PCT	3FG-A	PCT	FT-A	PCT	OFF-DEF-TOT	AVG	PF-FO	AST	TO	BLK	STL	PTS	AVG
2010-11	31-30	1038/33.5	111-295	.376	45-153	.294	28-42	.667	21-126-147	4.7	83-2	40	60	4	44	295	9.5
2011-12	2-2	46/23.0	4-18	.222	0-5	.000	0-0	.000	0-5-5	2.5	6-0	0	6	2	1	8	4.0
TOTAL	33-32	1084/32.8	115-313	.367	45-158	.285	28-42	.667	21-131-152	4.6	89-2	40	66	6	45	303	9.2



33 D'ANDRE MARTIN
Freshman • Guard • 6-2 • 195
Monroe, La. • Richwood HS

2011-12

- Joined the team as a walk-on.
- Nephew of former ULM basketball player Terry Martin.

2010-11

- District 2-3A Most Valuable Player for Richwood High School.
- Louisiana Writers Association First-Team All-State selection.
- Selected to All-Northeast Louisiana Team.
- Averaged 22 points, 12 rebounds, four assists and three steals per game.
- Helped Richwood to the Louisiana Class 3A semifinals.

SEASON/CAREER HIGHS**Points**

Season:
Career:

Field Goals

Season:
Career:

Field Goal Attempts

Season:
Career:

3-Point Field Goals

Season:
Career:

3-Point Attempts

Season:
Career:

Free Throws

Season:
Career:

Free Throw Attempts

Season:
Career:

Rebounds

Season:
Career:

Offensive Rebounds

Season:
Career:

Defensive Rebounds

Season:
Career:

Assists

Season:
Career:

Turnovers

Season:
Career:

Blocks

Season:
Career:

Steals

Season:
Career:

Minutes

Season:
Career:

MISCELLANEOUS STATS

	11-12	Career
Double-figure Points:	0	0
Double-figure Rebounds:	0	0
20-Plus Points	0	0
30-Plus Points	0	0
Led Team in Scoring:	0	0
Led Team in Rebounding	0	0
Led Team in Assists	0	0
Led Team in Blocks	0	0
Led Team in Steals	0	0
Double-Doubles:	0	0

2011-12 SEASON GAME-BY-GAME

Date	Opponent	gs	min	fg-a	3fg-a	ft-a	o-d-t	pf	a	to	blk	stl	pts
Nov. 11	at Ole Miss		Did Not Play										
Nov. 14	Indiana State		Did Not Play										
Nov. 16	at Tennessee												
Nov. 19	at Southeastern Louisiana												
Nov. 21	at Mississippi State												
Nov. 26	Harding												
Nov. 28	at Nicholls State												
Dec. 3	Louisiana Tech												
Dec. 10	at Texas A&M												
Dec. 12	Nicholls State												
Dec. 15	Northwestern State												
Dec. 19	at UNLV												
Dec. 21	at Indiana State												
Dec. 29	Western Kentucky												
Dec. 31	Arkansas State												
Jan. 5	at Florida Atlantic												
Jan. 7	at FIU												
Jan. 12	UALR												
Jan. 14	North Texas												
Jan. 19	Denver												
Jan. 21	at Troy												
Jan. 28	UL-Lafayette												
Feb. 2	at Arkansas State												
Feb. 4	at UALR												
Feb. 11	South Alabama												
Feb. 16	at North Texas												
Feb. 18	at Denver												
Feb. 23	Middle Tennessee												
Feb. 25	at UL-Lafayette												

MARTIN'S CAREER STATISTICS

YEAR	GP-GS	MIN/AVG	FG-A	PCT	3FG-A	PCT	FT-A	PCT	OFF-DEF-TOT	AVG	PF-FO	AST	TO	BLK	STL	PTS	AVG
2011-12																	



35 TREY LINDSEY
 Freshman • Forward • 6-6 • 205
 Austin, Texas • Bowie HS

2011-12

- Made his collegiate debut against Ole Miss (Nov. 11), scoring three points and pulling down four rebounds. Also Played in a team-high 30 minute.
- Made his first start against Indiana State (Nov. 14). Pulled down six rebounds in just 18 minutes of action.

HIGH SCHOOL

- Averaged 14 points, five rebounds and four assists as a senior for Bowie High School.
- Two-time second-team all-district selection.
- Helped Bowie to district championships in 2008 and 2010.

SEASON/CAREER HIGHS**Points**

Season: 3 (twice)
 Career: 3 (twice)

Field Goals

Season: 1 (twice)
 Career: 1 (twice)

Field Goal Attempts

Season: 4, at Ole Miss (11/11/11)
 Career: 4, at Ole Miss (11/11/11)

3-Point Field Goals

Season: 1, vs. Indiana State (11/14/11)
 Career: 1, vs. Indiana State (11/14/11)

3-Point Attempts

Season: 3, at Ole Miss (11/11/11)
 Career: 3, at Ole Miss (11/11/11)

Free Throws

Season: 1, at Ole Miss (11/11/11)
 Career: 1, at Ole Miss (11/11/11)

Free Throw Attempts

Season: 2, at Ole Miss (11/11/11)
 Career: 2, at Ole Miss (11/11/11)

Rebounds

Season: 6, vs. Indiana State (11/14/11)
 Career: 6, vs. Indiana State (11/14/11)

Offensive Rebounds

Season: 1, vs. Indiana State (11/14/11)
 Career: 1, vs. Indiana State (11/14/11)

Defensive Rebounds

Season: 5, vs. Indiana State (11/14/11)
 Career: 5, vs. Indiana State (11/14/11)

Assists

Season: 2, vs. Indiana State (11/14/11)
 Career: 2, vs. Indiana State (11/14/11)

Turnovers

Season: 1, at Ole Miss (11/11/11)
 Career: 1, at Ole Miss (11/11/11)

Blocks

Season: n/a
 Career: n/a

Steals

Season: 1, at Ole Miss (11/11/11)
 Career: 1, at Ole Miss (11/11/11)

Minutes

Season: 30, at Ole Miss (11/11/11)
 Career: 30, at Ole Miss (11/11/11)

MISCELLANEOUS STATS

	11-12	Career
Double-figure Points:	0	0
Double-figure Rebounds:	0	0
20-Plus Points	0	0
30-Plus Points	0	0
Led Team in Scoring:	0	0
Led Team in Rebounding	0	0
Led Team in Assists	0	0
Led Team in Blocks	0	0
Led Team in Steals	1	1
Double-Doubles:	0	0

2011-12 SEASON GAME-BY-GAME

Date	Opponent	gs	min	fg-a	3fg-a	ft-a	o-d-t	pf	a	to	blk	stl	pts
Nov. 11	at Ole Miss		30	1-4	0-3	1-2	0-4-4	3	0	1	0	1	3
Nov. 14	Indiana State	*	18	1-1	1-1	0-0	1-5-6	5	2	0	0	0	3
Nov. 16	at Tennessee												
Nov. 19	at Southeastern Louisiana												
Nov. 21	at Mississippi State												
Nov. 26	Harding												
Nov. 28	at Nicholls State												
Dec. 3	Louisiana Tech												
Dec. 10	at Texas A&M												
Dec. 12	Nicholls State												
Dec. 15	Northwestern State												
Dec. 19	at UNLV												
Dec. 21	at Indiana State												
Dec. 29	Western Kentucky												
Dec. 31	Arkansas State												
Jan. 5	at Florida Atlantic												
Jan. 7	at FIU												
Jan. 12	UALR												
Jan. 14	North Texas												
Jan. 19	Denver												
Jan. 21	at Troy												
Jan. 28	UL-Lafayette												
Feb. 2	at Arkansas State												
Feb. 4	at UALR												
Feb. 11	South Alabama												
Feb. 16	at North Texas												
Feb. 18	at Denver												
Feb. 23	Middle Tennessee												
Feb. 25	at UL-Lafayette												

LINDSEY'S CAREER STATISTICS

YEAR	GP-GS	MIN/AVG	FG-A	PCT	3FG-A	PCT	FT-A	PCT	OFF-DEF-TOT	AVG	PF-FO	AST	TO	BLK	STL	PTS	AVG
2011-12	2-1	48/24.0	2-5	.400	1-4	.250	1-2	.500	1-9-10	5.0	8-1	2	1	0	1	6	3.0
TOTAL	2-1	48/24.0	2-5	.400	1-4	.250	1-2	.500	1-9-10	5.0	8-1	2	1	0	1	6	3.0

**41 FABIO RIBEIRO**

Senior • Center • 6-10 • 250

Caetonopolis, Brazil • New Mexcio JC

2011-12

- Has made starts in both of ULM's games.
- Led the team with six rebounds against Ole Miss (Nov. 11).

2010-11

- Appeared in 29 games, making 12 starts.
- Averaged 3.3 points and 2.5 rebounds per game.
- Shot 46.4 percent from the field (39-of-84) and 48.6 percent from the free-throw line (17-of-35).
- Had a career-best 15 points on 6-of-9 shooting at UTEP (Dec. 15).
- Grabbed a career-high 10 rebounds in teh season opener at Texas Tech (Nov. 12).
- Played a career-high 34 minutes against Illinois State (Nov. 27), recording a career-best two blocks.

SEASON/CAREER HIGHS**Points**

Season: 6, vs. Indiana State (11/14/11)
 Career: 15, at UTEP (12/15/10)

Field Goals

Season: 3, vs. Indiana State (11/14/11)
 Career: 6, at UTEP (12/15/10)

Field Goal Attempts

Season: 10, vs. Indiana State (11/14/11)
 Career: 10 (twice)

3-Point Field Goals

Season: n/a
 Career: 1, at North Texas (2/19/11)

3-Point Attempts

Season: n/a
 Career: 2, at North Texas (2/19/11)

Free Throws

Season: 1, at Ole Miss (11/11/11)
 Career: 3 (three times)

Free Throw Attempts

Season: 2, at Ole Miss (11/11/11)
 Career: 6, vs. Troy (1/29/11)

Rebounds

Season: 6, at Ole Miss (11/11/11)
 Career: 10, at Texas Tech (11/12/10)

Offensive Rebounds

Season: 2, vs. Indiana State (11/14/11)
 Career: 4 (twice)

Defensive Rebounds

Season: 6, at Ole Miss (11/11/11)
 Career: 8, at Texas Tech (11/12/10)

Assists

Season: 1 (twice)
 Career: 2 (twice)

Turnovers

Season: 5, at Ole Miss (11/11/11)
 Career: 5, at Ole Miss (11/11/11)

Blocks

Season: n/a
 Career: 2, at Illinois State (11/27/10)

Steals

Season: n/a
 Career: 2, vs. UALR (2/12/11)

Minutes

Season: 29, at Ole Miss (11/11/11)
 Career: 34, at Illinois State (11/27/10)

MISCELLANEOUS STATS

	11-12	Career
Double-figure Points:	0	1
Double-figure Rebounds:	0	1
20-Plus Points	0	0
30-Plus Points	0	0
Led Team in Scoring:	0	1
Led Team in Rebounding	1	3
Led Team in Assists	0	1
Led Team in Blocks	0	3
Led Team in Steals	0	1
Double-Doubles:	0	0

2011-12 SEASON GAME-BY-GAME

Date	Opponent	gs	min	fg-a	3fg-a	ft-a	o-d-t	pf	a	to	blk	stl	pts
Nov. 11	at Ole Miss	*	29	2-7	0-0	1-2	0-6-6	4	1	5	0	0	5
Nov. 14	Indiana State	*	21	3-10	0-0	0-0	2-2-4	2	1	3	0	0	6
Nov. 16	at Tennessee												
Nov. 19	at Southeastern Louisiana												
Nov. 21	at Mississippi State												
Nov. 26	Harding												
Nov. 28	at Nicholls State												
Dec. 3	Louisiana Tech												
Dec. 10	at Texas A&M												
Dec. 12	Nicholls State												
Dec. 15	Northwestern State												
Dec. 19	at UNLV												
Dec. 21	at Indiana State												
Dec. 29	Western Kentucky												
Dec. 31	Arkansas State												
Jan. 5	at Florida Atlantic												
Jan. 7	at FIU												
Jan. 12	UALR												
Jan. 14	North Texas												
Jan. 19	Denver												
Jan. 21	at Troy												
Jan. 28	UL-Lafayette												
Feb. 2	at Arkansas State												
Feb. 4	at UALR												
Feb. 11	South Alabama												
Feb. 16	at North Texas												
Feb. 18	at Denver												
Feb. 23	Middle Tennessee												
Feb. 25	at UL-Lafayette												

RIBEIRO'S CAREER STATISTICS

YEAR	GP-GS	MIN/AVG	FG-A	PCT	3FG-A	PCT	FT-A	PCT	OFF-DEF-TOT	AVG	PF-FO	AST	TO	BLK	STL	PTS	AVG
2009-10	6-1	50/8.3	3-7	.429	0-0	.000	0-0	.000	4-5-9	1.5	9-0	0	2	1	0	6	1.0
2010-11	29-12	517/17.8	39-84	.464	1-2	.500	17-35	.486	29-44-73	2.5	67-2	7	33	6	7	96	3.3
2011-12	2-2	50/25.0	5-17	.294	0-0	.000	1-2	.500	2-8-10	5.0	6-0	2	8	0	0	11	5.5
TOTAL	37-15	617/16.7	47-108	.435	1-2	.500	18-37	.486	35-57-92	2.5	82-2	9	43	7	7	113	3.1



55 FRED BROWN
 Senior • Guard • 6-2 • 190
 West Palm Beach, Fla. • Kansas State

2011-12

- Preseason Third-Team All-Sun Belt selection.
- Led the team with 15 points, seven rebounds and five assists against Indiana State (Nov. 14).
- Had no turnovers for just the second time in ULM career against Indiana State.

2010-11

- Third-Team All-Louisiana selection.
- Made starts in 28 of the 29 games he played.
- Averaged a team-high 13.8 points per game.
- Finished the season ranked fifth in the Sun Belt Conference in 3-point makes per game (2.1) and 10th in the conference in scoring.
- Shot 38.6 percent from the field (149-of-386), 37.5 percent from 3-point range (60-of-160) and 77.4 percent from the free-throw line (41-of-53).
- Scored 20 points or more five times and led the team in scoring 10 times.
- Knocked in four or more 3-pointers in seven different games.
- Upped his scoring average to 14.7 points per game in conference play.
- Had a season-high 25 points, including seven 3-pointers in the season opener at Texas Tech (Nov. 12).
- Also had 25 points in a 67-65 victory at South Alabama (Jan. 15).

SEASON/CAREER HIGHS**Points**

Season: 15, vs. Indiana State (11/14/11)
 Career: 26, vs. Chicago State (1/5/09)

Field Goals

Season: 4, vs. Indiana State (11/14/11)
 Career: 9 (three times)

Field Goal Attempts

Season: 13, vs. Indiana State (11/14/11)
 Career: 28, at Louisiana Tech (12/4/10)

3-Point Field Goals

Season: 2, vs. Indiana State (11/14/11)
 Career: 7, at Texas Tech (11/12/10)

3-Point Attempts

Season: 4, vs. Indiana State (11/14/11)
 Career: 13, at Louisiana Tech (12/4/10)

Free Throws

Season: 5, vs. Indiana State (11/14/11)
 Career: 6 (three times)

Free Throw Attempts

Season: 7, vs. Indiana State (11/14/11)
 Career: 8, vs. Chicago State (1/5/09)

Rebounds

Season: 7, vs. Indiana State (11/14/11)
 Career: 7 (twice)

Offensive Rebounds

Season: 1, at Ole Miss (11/11/11)
 Career: 4 (four times)

Defensive Rebounds

Season: 7, vs. Indiana State (11/14/11)
 Career: 7, vs. Indiana State (11/14/11)

Assists

Season: 5, vs. Indiana State (11/14/11)
 Career: 7, at Louisiana Tech (12/4/10)

Turnovers

Season: 1, at Ole Miss (11/11/11)
 Career: 7 (twice)

Blocks

Season: n/a
 Career: 1 (eight times)

Steals

Season: 1, at Ole Miss (11/11/11)
 Career: 4 (twice)

Minutes

Season: 30, vs. Indiana State (11/14/11)
 Career: 40 (six times)

MISCELLANEOUS STATS

	11-12	Career
Double-figure Points:	1	36
Double-figure Rebounds:	0	0
20-Plus Points	0	8
30-Plus Points	0	0
Led Team in Scoring:	2	12
Led Team in Rebounding	1	1
Led Team in Assists	1	14
Led Team in Blocks	0	3
Led Team in Steals	1	13
Double-Doubles:	0	0

2011-12 SEASON GAME-BY-GAME


Date	Opponent	gs	min	fg-a	3fg-a	ft-a	o-d-t	pf	a	to	blk	stl	pts
Nov. 11	at Ole Miss	*	25	2-12	1-3	2-4	1-0-1	1	1	1	0	1	7
Nov. 14	Indiana State	*	30	4-13	2-4	5-7	0-7-7	3	5	0	0	0	15
Nov. 16	at Tennessee												
Nov. 19	at Southeastern Louisiana												
Nov. 21	at Mississippi State												
Nov. 26	Harding												
Nov. 28	at Nicholls State												
Dec. 3	Louisiana Tech												
Dec. 10	at Texas A&M												
Dec. 12	Nicholls State												
Dec. 15	Northwestern State												
Dec. 19	at UNLV												
Dec. 21	at Indiana State												
Dec. 29	Western Kentucky												
Dec. 31	Arkansas State												
Jan. 5	at Florida Atlantic												
Jan. 7	at FIU												
Jan. 12	UALR												
Jan. 14	North Texas												
Jan. 19	Denver												
Jan. 21	at Troy												
Jan. 28	UL-Lafayette												
Feb. 2	at Arkansas State												
Feb. 4	at UALR												
Feb. 11	South Alabama												
Feb. 16	at North Texas												
Feb. 18	at Denver												
Feb. 23	Middle Tennessee												
Feb. 25	at UL-Lafayette												

BROWN'S CAREER STATISTICS

YEAR	GP-GS	MIN/AVG	FG-A	PCT	3FG-A	PCT	FT-A	PCT	OFF-DEF-TOT	AVG	PF-FO	AST	TO	BLK	STL	PTS	AVG
2007-08	27-0	248/9.2	39-98	.398	20-53	.377	8-16	.500	12-22-34	1.3	20-0	18	13	3	12	106	3.9
2008-09	34-2	695/20.4	99-235	.421	54-130	.415	22-37	.595	17-38-55	1.6	53-1	45	44	2	23	274	8.1
2010-11	29-28	946/32.6	149-386	.386	60-160	.375	41-53	.774	16-46-62	2.1	63-4	77	95	3	40	399	13.8
2011-12	2-2	55/27.5	6-25	.240	3-7	.429	7-11	.636	1-7-8	4.0	4-0	6	1	0	1	22	11.0
TOTAL	92-32	1944/21.1	293-744	.394	137-350	.391	78-117	.667	46-113-159	1.7	140-5	146	153	8	76	801	8.7



2011-12 ULM MEN'S BASKETBALL

Exhibition 1 • Nov. 1 • Fant-Ewing Coliseum • Monroe, La.			
	Lubbock Christian	63	
	ULM	67	

MONROE, La. - Fred Brown scored a game-high 21 points and Hugh Mingo added 18 to lead ULM to a 67-63 exhibition win over Lubbock Christian Tuesday night inside Fant-Ewing Coliseum.

ULM converted 50 percent of its field goals in the second half (15-30) and made 10 of its 14 free throws to spark the victory after the teams were tied 26-all at halftime.

Fabio Ribeiro connected on 4-of-6 field goals to finish with 12 points and seven rebounds, while Charles Winborne added five points and two rebounds in his first ULM action after sitting out last season due to NCAA transfer rules. Brown and Mingo were co-leaders in rebounds with eight boards a piece.

ULM went on a 14-6 spurt, powered by a Winborne jumper and a pair of Brown baskets to claim a 46-42 advantage. Then Ribeiro found an offensive groove, scoring nine of the next 12 Warhawk points to give the hosts a 58-53 lead.

Jumpers by Brown and Ribeiro would push the Warhawks in front 62-57. A late 6-3 run by the Chaps was not enough, as three Mingo free throws down the stretch would close the game for ULM.

The Warhawks opened the contest on a 6-1 run highlighted by 3-pointers from Mingo and Brown. The Chaps responded with a quick 10-0 run of their own, capped by two Douglas Williams field goals from beyond the arc to jump in front 11-6.

A Brown free throw and a Mingo jumper pulled ULM within two (11-9) at the under-16 timeout. Then a Mingo jumper bookended a Brown 3-pointer to pull the Warhawks back on top 14-11.

Two free throws from Marcelis Hansberry ended a 9-0 Lubbock Christian run and vaulted the Warhawks on an explosive 10-0 surge. A 3-pointer from Brown, an and-one from Mingo and a layup from Ribeiro gave the hosts their biggest advantage of the first half 26-20.

The Chaps battled back, closing a 6-0 swing to send the game to the break tied 26-26. Brown paced the Warhawk attack with 10 points, followed by Mingo with nine. Hansberry added five points and four assists for ULM.

Lubbock Christian (0-1) hit its first five shots of the second half to open the game's biggest lead, 36-28. The Warhawks countered with a jumper from Christian Bibi Ndongo and a swish from Winborne to draw within four 36-32.

Anthony Brancato led Lubbock Christian with 19 points and eight rebounds, while Rashad Sample chipped in 18, all of which came in the second half.

No.	Lubbock Christian	FG	3FG	FT	R	F	TP	A	TO	B	S	MIN
05	Plunkett, A.	0-1	0-0	1-2	3	2	1	0	1	0	0	9
15	Roberts, R.	1-4	0-0	0-0	7	1	2	0	2	3	0	32
01	Williams, D.	4-10	2-5	0-0	5	3	10	2	4	0	1	29
20	Sample, R.	7-12	0-0	4-4	7	3	18	5	1	0	0	33
21	Brancato, A.	8-14	1-3	2-2	8	2	19	2	2	1	2	39
04	Viera, J.	1-1	0-0	0-0	3	4	2	0	3	0	2	8
12	Kennedy, T.	3-12	3-12	0-0	2	5	9	1	0	0	0	29
13	English, J.	1-3	0-2	0-1	2	2	2	0	0	0	0	7
14	Oropeza, E.	0-3	0-3	0-0	1	1	0	1	2	0	0	13
22	Hunter, J.	0-0	0-0	0-0	0	1	0	0	0	1	0	1
TEAM		2										
TOTALS		25-60	6-25	7-9	40	24	63	11	15	5	5	200
		(417) (.240) (.778)										

No.	ULM	FG	3FG	FT	R	F	TP	A	TO	B	S	MIN
41	Ribeiro, F.	4-6	0-0	4-10	7	2	12	0	2	0	0	22
03	Hansberry, M.	2-10	1-3	2-2	3	1	7	5	0	0	2	25
04	McCray, R.	1-4	0-0	0-1	2	2	2	3	1	1	0	28
24	Mingo, H.	7-17	0-4	4-5	8	2	18	2	1	0	0	36
55	Brown, F.	7-17	4-10	3-4	8	3	21	3	3	0	2	31
05	Bibi Ndongo, C.	1-3	0-1	0-0	5	3	2	0	0	0	0	22
10	Mackey, T.	0-2	0-0	0-0	1	2	0	1	0	0	0	11
11	Winborne, C.	2-4	0-0	1-1	2	0	5	1	1	0	0	10
35	Lindsey, T.	0-1	0-1	0-0	1	1	0	1	1	0	1	15
TEAM		3										
TOTALS		24-64	5-19	14-23	40	15	67	16	9	1	5	200
		(375) (.263) (.609)										


Technical Fouls: None

Officials: Raymond Natili, Forrest Sigler, James Buham

Attendance: n/a

Score by Half

Lubbock Christian.....	26-37	63
ULM	26-41	67

Exhibition 2 • Nov. 7 • Fant-Ewing Coliseum • Monroe, La.			
	Philander Smith	69	
	ULM	82	

MONROE, La. - ULM shot 53.7 percent from the field en route to an 82-69 exhibition victory over Philander Smith (Ark.) Monday evening inside Fant-Ewing Coliseum. The Warhawks finished with a 2-0 record in exhibition play and will open the regular season Friday at Ole Miss.

Senior guard Fred Brown led the way for ULM with 21 points and three assists while going 7-of-9 from the field. Senior guard Hugh Mingo chipped in 18 points, six rebound and three assists, and sophomore guard Charles Winborne notched his first double-digit scoring game in a ULM uniform with 10 points.

The Warhawks used an 11-1 run to build an 80-63 advantage, their largest of the game, with 3:35 remaining. Senior center Fabio Ribeiro started the run with a layup at the 7:19 mark. After a free throw from Philander Smith, the Warhawks reeled off nine straight points, capped by a layup from Brown.

Ribeiro finished with nine points and a game-high 12 rebounds in the game. ULM overwhelmed Philander Smith on the boards with a 42-20 edge. ULM also had 14 offensive rebounds and held a 42-14 advantage in points in the paint.

Brown did a majority of his work in the first half, going 4-of-4 from the field and finishing the half with 12 points. He knocked home a pair of 3-pointers in the final two minutes to give the Warhawks a 46-37 advantage at the break.

Demark Lipscomb and Ken Brown each had 23 points to lead the way for Philander Smith. The Panthers finished 7-of-21 from 3-point range and 24-32 from the free-throw line.

No.	Philander Smith	FG	3FG	FT	R	F	TP	A	TO	B	S	MIN
04	Bell, B.	1-7	1-6	7-7	2	4	10	2	3	0	1	25
54	Egbe, J.	0-1	0-0	0-0	3	5	0	0	0	1	5	17
02	Sims, M.	0-2	0-2	0-0	2	3	0	0	0	0	0	29
05	Lipscomb, D.	6-13	3-6	8-12	1	1	23	4	4	0	4	39
10	Brown, K.	8-18	2-6	5-6	4	5	23	4	7	0	0	34
03	Howell, A.	2-4	1-1	1-2	1	1	0	0	1	0	0	16
20	King, A.	0-0	0-0	0-0	1	1	0	0	1	0	0	3
30	Dotson, M.	1-1	0-0	1-2	2	0	3	0	1	0	0	9
44	Dumas, J.	0-1	0-0	2-3	3	1	2	0	0	0	1	17
50	Riddles, G.	1-1	0-0	0-0	1	2	2	0	2	0	0	11
TEAM		0										
TOTALS		19-48	7-21	24-32	20	22	69	11	19	1	12	200
		(396) (.333) (.750)										

No.	ULM	FG	3FG	FT	R	F	TP	A	TO	B	S	MIN
05	Bibi Ndongo, C.	2-4	0-0	1-2	8	4	5	0	3	0	0	21
24	Mingo, H.	7-13	1-4	3-5	6	2	18	3	4	0	1	28
41	Ribeiro, F.	2-6	0-0	5-6	12	2	9	1	1	0	0	31
11	Winborne, C.	5-9	0-1	0-0	3	4	10	1	5	0	1	20
55	Brown, F.	7-9	3-4	4-4	3	2	21	3	4	0	1	28
03	Hansberry, M.	1-5	0-2	2-3	0	0	4	3	2	0	0	12
04	McCray, R.	2-2	0-0	1-2	5	4	5	2	6	0	1	18
10	Mackey, T.	2-3	2-3	0-0	0	3	6	0	1	0	0	16
35	Lindsey, T.	1-3	0-0	2-4	5	1	4	2	1	0	2	26
TEAM		0										
TOTALS		29-54	6-14	18-26	42	22	82	15	27	0	6	200
		(537) (.429) (.692)										

Technical Fouls: Philander Smith-Brown, K. ULM-None

Officials: R-Shannon Cain, U1-Mitchell Ervin, U2-Earnie Phael

Attendance: n/a

Score by Half

Philander Smith	37-32	69
ULM	46-36	82

Game 1 • Nov. 11 • Tad Smith Coliseum • Oxford, Miss.			
	ULM	38	
	OLE MISS	60	

OXFORD, Miss. - ULM put forth a valiant second-half effort, but it was not enough as Ole Miss powered to a 60-38 victory Friday night in the season opener for both squads. The Warhawks shot just 28.6 percent for the game and struggled at the free-throw line, going 7-of-18.

Senior guard Fred Brown led the Warhawks with seven points on 2-of-12 shooting. It was the first time ULM failed to have a player score in double figures since 2006 against Iowa State. Freshman Trent Mackey came off the bench to notch five points and five rebounds in his first collegiate game.

ULM put on a spectacular defense display in the second half as Ole Miss shot just 23.3 percent in the half. The Warhawks cut the lead to as low as 16 in the second half, but that is as close as they would get.

After the two teams traded baskets for the first 10 minute of the second half, the Warhawks embarked on a 6-0 run - fueled by a pair of Fabio Ribeiro layups - to get within 49-33 with 5:14 remaining. ULM held Ole Miss scoreless for over three minutes during that stretch.

A Terrance Henry free throw and a layup from Murphy Holloway catapulted the Rebels back in front 52-33 with 4:21 left.

Henry, a Monroe, La. native, led three Rebels in double figures with 15 points. Nick Williams added 13 points and Dundreous Nelson chipped in 12 points for the Rebels. Holloway pulled down a game-high 17 rebounds.

The Warhawks shot just 16.7 percent in the first half as Ole Miss stormed out to a 33-11 advantage at halftime. ULM converted 4 of 24 from the field and 1 of 7 from 3-point range. The Rebels countered by shooting 44.4 percent and outgaining ULM 26-12 on the boards.

Ole Miss broke the game open with a 24-6 run over the final 13:18 of the first half. Leading 18-8, Williams scored nine straight points for the Rebels, capped by an old-fashioned three-point play that gave Ole Miss a 24-10 advantage with 7:00 remaining.

The Rebels continued the run spearheaded by an aggressive defense which blocked six shots and forced nine ULM turnovers in the half. The Warhawks managed just one point - a Christian Bibi Ndongo free throw - in the last 7:26 of the half.

No.	ULM	FG	3FG	FT	R	F	TP	A	TO	B	S	MIN
05	Bibi Ndongo, C.	1-3	0-0	2-6	5	2	4	0	1	0	0	21
41	Ribeiro, F.	2-7	0-0	1-2	6	4	5	1	5	0	0	29
11	Winborne, C.	2-6	1-3	1-2	2	3	6	3	1	1	0	23
24	Mingo, H.	1-5	0-2	0-0	0	4	2	0	3	1	1	18
55	Brown, F.	2-12	1-3	2-4	1	1	7	1	1	0	1	25
03	Hansberry, M.	0-2	0-0	0-0	1	1	0	4	2	0	1	15
04	McCray, R.	3-3	0-0	0-2	4	1	6	0	2	0	0	17
10	Mackey, T.	2-7	1-4	0-0	5	1	5	2	1	0	0	22
35	Lindsey, T.	1-4	0-3	1-2	4	3	3	0	1	0	1	30
TEAM		6										
TOTALS		14-49	3-15	7-18	34	20	38	11	18	2	4	200
		(286) (.200) (.389)										

No.	Ole Miss	FG	3FG	FT	R	F	TP	A	TO	B	S	MIN
01	Henry, T.	3-10	0-3	9-13	4	2	15	3	4	0	0	26
23	Buckner, R.	2-3	0-0	2-2	10	2	6	1	4	2	1	20
31	Holloway, M.	2-4	0-0	2-5	17	0	6	0	1	2	1	32
05	Nelson, D.	4-11	2-8	2-2	1	4	12	0	1	1	2	21
20	Williams, N.	5-11	2-6	1-1	3	1	13	1	2	0	1	31
04	Cox, D.	1-2	0-0	0-2	4	0	2	0	0	0	2	17
12	Aniefiok, M.	0-6	0-5	1-2	2	1	1	0	1	0	0	15
32	Summers, J.	2-9	1-4	0-0	2	4	5	3	2	1	1	27
34	Jones, A.	0-1	0-0	0-0	2	2	0	0	0	2	0	11
TEAM		3										
TOTALS		19-57	5-26	17-27	48	16	60	8	15	8	8	200
		(333) (.192) (.630)										

Technical Fouls: None


Officials: Gary Maxwell, Steven Andersson, Tony Henderson

Attendance: 5,729

Score by Half

ULM



Game 2 • Nov. 14 • Fant-Ewing Coliseum • Monroe, La.		
	INDIANA STATE	71
	ULM	59

MONROE, La. -- Indiana State closed the game on a 13-5 run to defeat ULM 71-59 Monday night inside Fant-Ewing Coliseum. The game was the first of two this season between the two teams as ULM will make a return trip to Terre Haute, Ind. in December.

The defending Missouri Valley Tournament champions shot 45.0 percent from the field and knocked in eight 3-pointers to move to 2-0 on the season. ULM (0-2) countered by shooting 36.8 percent and going 9-of-19 from 3-point range to show dramatic improvement from Friday's season opener at Ole Miss.

Senior guard Fred Brown had season-highs of 15 points, seven rebounds and five assists to lead ULM, while sophomore guard Charles Winborne chipped in 12 points -- all on 3-pointers -- for his first double-digit scoring output with the Warhawks.

The Warhawks were within one at 52-51 with 10:09 to play, but that is as close as they would get. Leading 58-54, Indiana State's Jordan Printy drained a 3-pointer from the right corner to kick-start the 13-5 run with 7:12 left in the game. ISU's Dwayne Lathan, a Chatham, La. product, knocked home a pair of free throws to give the Sycamores their biggest lead of the night (71-57) with 1:28 remaining.

Winborne hit 3-pointers on back-to-back possessions, and senior guard Hugh Mingo added a layup as ULM cut the Indiana State lead to 50-48 with 11:14 remaining. ULM got to within one (52-51) on Winborne's fourth 3-pointer of the night. The Warhawks hit seven of their nine 3-pointers in the second half.

Indiana State hit seven of its first 13 shots, including three 3-pointers, to build an early 17-8 lead. Another 3 by Lucas Eitel gave the Sycamores a 20-10 advantage -- its largest lead of the half -- with 11:34 before the break. The Sycamores had a 34-26 lead at the break.

Carl Richard led Indiana State with 15 points and 10 rebounds, followed by Jake Odum and Printy with 13 points each. Lathan finished the night with nine points, five rebounds and two assists in his return to Louisiana.

No.	Indiana State	FG	3FG	FT	R	F	TP	A	TO	B	S	MIN
34	Walker, M.	3-7	0-0	0-1	3	0	6	1	1	2	0	28
13	Odum, J.	5-9	0-0	3-4	5	3	13	6	1	1	2	35
15	Richard, C.	6-15	1-3	2-2	10	1	15	0	0	1	3	26
24	Printy, J.	5-11	3-9	0-0	4	1	13	2	0	0	0	32
25	McWhorter, S.	3-5	1-1	2-2	2	3	9	2	0	1	0	30
02	Eitel, L.	2-3	2-2	0-0	3	0	6	1	1	0	0	14
05	Gant, J.	0-1	0-0	0-0	2	1	0	0	1	2	0	9
20	Lathan, D.	3-9	1-5	2-2	5	2	9	2	1	1	1	26
TEAM		2										
TOTALS		27-60	8-20	9-11	36	11	71	14	5	8	6	200
		(.450) (.400) (.818)										

No.	ULM	FG	3FG	FT	R	F	TP	A	TO	B	S	MIN
35	Lindsey, T.	1-1	1-1	0-0	6	5	3	2	0	0	0	18
41	Ribeiro, F.	3-10	0-0	0-0	4	2	6	1	3	0	0	21
10	Mackey, T.	2-4	2-4	2-2	2	0	8	0	3	0	0	26
24	Mingo, H.	3-13	0-3	0-0	5	2	6	0	3	1	0	28
55	Brown, F.	4-13	2-4	5-7	7	3	15	5	0	0	0	30
03	Hansberry, M.	2-4	0-2	1-1	0	0	5	0	1	0	0	10
04	McCray, R.	2-4	0-0	0-0	3	0	4	0	0	0	0	18
05	Bibi Ndongo, C.	0-1	0-0	0-0	2	0	0	1	0	2	1	23
11	Winborne, C.	4-7	4-5	0-0	0	1	12	1	1	0	0	26
TEAM		4										
TOTALS		21-57	9-19	8-10	33	13	59	10	11	3	1	200
		(.368) (.474) (.800)										

Technical Fouls: None

Officials: Gary Maxwell, Steven Anderson, Tony Henderson

Attendance: 1,236

Score by Half

Indiana State.....	34-37	71
ULM	26-33	59

**TV/RADIO ROSTER**

3 • MARCELIS HANSBERRY
Sophomore • Guard
Jackson, Miss.



4 • R.J. MCCRAY
Sophomore • Guard
Grand Prairie, Texas



5 • CHRISTIAN BIBI NDONGO
Senior • Forward
Yaounde, Cameroon



10 • TRENT MACKEY
Freshman • Guard
Tampa, Fla.



11 • CHARLES WINBORNE
Sophomore • Guard
Shreveport, La.



14 • IFE EKE
Sophomore • Forward
Lagos, Nigeria



15 • STEVEN MCCLELLAN
Sophomore • Center
Fresno, Calif.



23 • REGINALD SMITH
Freshman • Guard
Columbia, La.



24 • HUGH MINGO
Senior • Guard
West Monroe, La.



33 • D'ANDRE MARTIN
Freshman • Guard
Monroe, La.



35 • TREY LINDSEY
Freshman • Forward
Austin, Texas



41 • FABIO RIBEIRO
Senior • Center
Caetopolis, Brazil




55 • FRED BROWN
Senior • Guard
West Palm Beach, Fla.



KEITH RICHARD
Head Coach



CORD WRIGHT
Assistant Coach



BRANDON ROBERTS
Assistant Coach